

STATISTIK KPKT 2017
KPKT STATISTICS 2017



Diterbitkan oleh / *Published by:*

**BAHAGIAN DASAR & INSPEKTORAT
KEMENTERIAN PERUMAHAN DAN KERAJAAN TEMPATAN**
MINISTRY OF HOUSING AND LOCAL GOVERNMENT

No. 51, Persiaran Perdana, Presint 4
62100 Putrajaya, Malaysia

Tel. : +603-8000 8000
Faks : +603-8891 3182
Portal : www.kpkt.gov.my



KPKT

VISI / VISION

Mewujudkan persekitaran hidup yang berkualiti dan mampan selaras dengan wawasan negara

Creating quality and sustainable living environment in line with the national vision

MISI / MISSION

Merealisasikan Agenda Pembangunan Negara melalui program perumahan rakyat, perkhidmatan perbandaran dan kebombaam untuk meningkatkan kualiti hidup dan kesejahteraan rakyat

To accomplish The National Development Agenda through people's housing programmes, municipal and fire services to improve the quality of lives and wellbeing of the people

MATLAMAT / GOAL

Kementerian berprestasi tinggi dan berorientasikan keberhasilan demi kesejahteraan rakyat

High performance and result-oriented ministry for the people's wellbeing

MOTO / MOTTO

Kehidupan Sejahtera

Prosperous Living



KANDUNGAN/ CONTENTS

BAHAGIAN DASAR INSPEKTORAT

| | |
|--|-----------|
| KEDUDUKAN PIHAK BERKUASA TEMPATAN <i>LOCAL AUTHORITIES RANKING</i> | 12 |
|--|-----------|

BAHAGIAN KESEJAHTERAAN BANDAR

| | |
|--|-----------|
| STATISTIK DAFTAR KEMISKINAN (BANDAR) eKASIH BAGI DINAMIK KIR YANG TELAH DISAHKAN SEHINGGA 31 DISEMBER 2017 <i>STATISTICS OF VALIDATED eKASIH POVERTY REGISTRY (URBAN) UNTIL 31 DECEMBER 2017</i> | 20 |
|--|-----------|

| | |
|---|-----------|
| STATISTIK DAFTAR KEMISKINAN (BANDAR) eKASIH BAGI DINAMIK KIR YANG TELAH DISAHKAN <i>STATISTICS OF VALIDATED eKASIH POVERTY REGISTERED (URBAN)</i> | 21 |
|---|-----------|

| | |
|---|-----------|
| STATISTIK PESERTA BAGI PROGRAM AZAM BANDAR YANG DILULUSKAN <i>STATISTICS ON APPROVED PARTICIPANTS FOR AZAM BANDAR PROGRAMME</i> | 22 |
|---|-----------|

| | |
|---|-----------|
| BILANGAN PESERTA BAGI PROGRAM AZAM BANDAR YANG DILULUSKAN MENGIKUT NEGERI <i>NUMBER OF APPROVED PARTICIPANTS FOR AZAM BANDAR PROGRAMME BY STATE</i> | 23 |
|---|-----------|

| | |
|---|-----------|
| STATISTIK KIOS PENJAJA BANDAR YANG DILULUSKAN <i>STATISTICS ON APPROVED URBAN HAWKER KIOSKS</i> | 24 |
|---|-----------|

| | |
|---|-----------|
| STATISTIK PENERIMA BANTUAN TITIPAN KASIH YANG DILULUSKAN <i>STATISTICS ON APPROVED FOOD BASKET PROGRAMME RECIPIENTS</i> | 25 |
|---|-----------|

| | |
|---|-----------|
| STATISTIK PENERIMA BANTUAN BAIK PULIH RUMAH DAIF DI BANDAR YANG DILULUSKAN <i>STATISTICS OF APPROVED RECIPIENTS ON REPAIR AID FOR DILAPIDATED HOMES</i> | 26 |
|---|-----------|

| | |
|---|-----------|
| STATISTIK PENERIMA BANTUAN BAIK PULIH RUMAH DAIF DI BANDAR YANG DILULUSKAN <i>STATISTICS OF APPROVED RECIPIENTS ON REPAIR AID FOR DILAPIDATED HOMES</i> | 27 |
|---|-----------|

| | |
|--|-----------|
| STATISTIK PENERIMA PROJEK PEMBINAAN RUMAH - KHIDMAT BAKTI YANG DILULUSKAN <i>STATISTICS ON HOUSE BUILD PROJECT APPROVED RECIPIENTS</i> | 28 |
|--|-----------|



BAHAGIAN PEMBERI PINJAM WANG DAN PEMEGANG PAJAK GADAI

| | |
|--|----|
| STATISTIK PENGELUARAN LESEN PEMBERI PINJAM WANG <i>STATISTICS ON MONEYLENDER LICENCE ISSUED</i> | 30 |
| STATISTIK PENGELUARAN PERMIT PEMBERI PINJAM WANG <i>STATISTICS ON MONEYLENDER PERMIT ISSUED</i> | 31 |
| STATISTIK PENGELUARAN LESEN PEMEGANG PAJAK GADAI <i>STATISTICS ON PAWNBROKERS LICENCE ISSUED</i> | 32 |
| STATISTIK PENGELUARAN PERMIT PEMEGANG PAJAK GADAI <i>STATISTICS ON PAWNBROKERS PERMIT ISSUED</i> | 33 |
| STATISTIK PEMBERI PINJAM WANG BERLESEN YANG AKTIF MENGIKUT NEGERI <i>STATISTICS OF ACTIVE MONEYLENDER BY STATE</i> | 34 |
| STATISTIK PEMEGANG PAJAK GADAI BERLESEN YANG AKTIF <i>STATISTICS OF ACTIVE PAWNBROKERS</i> | 35 |

BAHAGIAN UNDANG-UNDANG

| | |
|--|----|
| STATISTIK KES PENDAKWAAN DI BAWAH AKTA PEMAJUAN PERUMAHAN (KAWALAN DAN PELESENAN) 1966 [AKTA 118] DAN PERATURAN-PERATURAN BERKAITAN <i>STATISTICS ON PROSECUTION CASES UNDER THE HOUSING DEVELOPMENT (CONTROL AND LICENSING) 1966 [ACT118] AND RELATED REGULATIONS</i> | 38 |
|--|----|

BAHAGIAN PERKHIDMATAN PERBANDARAN

| | |
|--|----|
| STATISTIK KAWASAN PEMAJUAN <i>STATISTICS ON DEVELOPMENT AREA</i> | 40 |
| PROGRAM PENYELENGGARAAN PERUMAHAN (AWAM) <i>HOUSING MAINTENANCE PROGRAMME (PUBLIC)</i> | 41 |
| TABUNG PENYELENGGARAAN PERUMAHAN (SWASTA) <i>HOUSING MAINTENANCE FUND (PRIVATE)</i> | 42 |



TRIBUNAL PERUMAHAN DAN PENGURUSAN STRATA

| | |
|--|----|
| STATISTIK PENDAFTARAN DAN STATUS PENYELESAIAN KES DI TRIBUNAL TUNTUTAN PEMBELI RUMAH <i>STATISTICS ON NUMBER OF CASE REGISTERED AND SETTLEMENT STATUS IN TRIBUNAL FOR HOMEBUYER CLAIMS</i> | 44 |
| BILANGAN KES YANG DIDAFTARKAN DI TRIBUNAL TUNTUTAN PEMBELI RUMAH MENGIKUT KATEGORI <i>NUMBER OF CASES REGISTERED IN THE TRIBUNAL FOR HOMEBUYER CLAIMS BY CATEGORY</i> | 45 |
| STATISTIK PERMOHONAN SEMAKAN KEHAKIMAN DI TRIBUNAL TUNTUTAN PEMBELI RUMAH UNTUK SEMAKAN KEHAKIMAN <i>STATISTICS ON APPLICATION IN THE TRIBUNAL FOR HOMEBUYER CLAIMS FOR JUDICIAL REVIEW BY STATE</i> | 46 |
| BILANGAN PENDAFTARAN DAN STATUS PENYELESAIAN KES DI TRIBUNAL PENGURUSAN STRATA <i>NUMBER OF CASE REGISTERED AND SETTLEMENT STATUS IN TRIBUNAL FOR STRATA MANAGEMENT</i> | 47 |
| STATISTIK PERMOHONAN SEMAKAN KEHAKIMAN DI TRIBUNAL PENGURUSAN STRATA <i>STATISTICS ON APPLICATION IN THE TRIBUNAL FOR STRATA MANAGEMENT FOR JUDICIAL REVIEW</i> | 48 |

JABATAN BOMBA DAN PENYELAMAT MALAYSIA

| | |
|---|----|
| STATISTIK BALAI DAN ANGGOTA BOMBA <i>STATISTICS ON OPERATING FIRE STATIONS AND FIREFIGHTERS</i> | 53 |
| STATISTIK PANGGILAN DITERIMA OLEH JABATAN BOMBA DAN PENYELAMAT MALAYSIA <i>STATISTICS ON NUMBER OF CALLS RECEIVED BY FIRE AND RESCUE DEPARTMENT</i> | 54 |
| STATISTIK KEMATIAN DAN KECEDERAAN AKIBAT KEBAKARAN <i>STATISTICS ON DEATH AND INJURY DUE TO FIRE</i> | 55 |
| STATISTIK KEMATIAN DAN KECEDERAAN BAGI KES MENYELAMAT <i>STATISTICS ON DEATH AND INJURY FOR RESCUE CASES</i> | 56 |
| STATISTIK KHIDMAT KHAS <i>STATISTICS ON SPECIAL SERVICE</i> | 57 |
| STATISTIK TAKSIRAN KERUGIAN DAN NILAI HARTA YANG DISELAMATKAN <i>STATISTICS ON ESTIMATED LOSS AND PROPERTY RESCUED</i> | 58 |
| STATISTIK KEBAKARAN MENGIKUT JENIS KES KEBAKARAN <i>FIRE STATISTICS BY TYPE OF FIRE CASE</i> | 59 |
| STATISTIK KEBAKARAN MENGIKUT JENIS BANGUNAN <i>FIRE STATISTICS BY TYPE OF BUILDING</i> | 60 |



| | |
|---|----|
| STATISTIK PUNCA KEBAKARAN <i>CAUSE OF FIRE STATISTICS</i> | 61 |
| STATISTIK PUNCA KEBAKARAN BANGUNAN <i>CAUSE OF BUILDING FIRE STATISTICS</i> | 62 |
| PERANGKAAAN KHIDMAT KHAS <i>STATISTICS ON SPECIAL SERVICE</i> | 63 |
| PERANGKAAAN PENYELAMATAN DAN KHIDMAT KEMANUSIAAN <i>STATISTICS ON RESCUE AND HUMANITARIAN SERVICES</i> | 64 |
| STATISTIK KOMPAUN YANG DIKELUARKAN DAN KES PENDAKWAAN DIDAFARKAN <i>STATISTICS ON NUMBER OF COMPOUND ISSUED AND INDICTMENT REGISTERED</i> | 67 |
| STATISTIK PERMOHONAN KELULUSAN CFO/G8/G9/TCF <i>STATISTICS ON APPLICATIONS FOR CFO/G8/G9/TCF</i> | 68 |
| PLAN MALAYSIA | |
| STATISTIK KAJIAN / PROJEK MENGIKUT PROGRAM DI BAWAH RANCANGAN MALAYSIA KESEBELAS (RMK11) <i>STUDIES / PROJECTS BY PROGRAMME UNDER 11th MALAYSIA PLAN (11th MP) STATISTICS</i> | 74 |
| STATISTIK PRESTASI FIZIKAL PROJEK-PROJEK PEMBANGUNAN DI BAWAH RANCANGAN MALAYSIA Ke-11 <i>STATISTICS ON PHYSICAL PERFORMANCE OF THE DEVELOPMENT PROJECTS UNDER 11th MALAYSIA PLAN</i> | 75 |
| STATISTIK STATUS KEMAJUAN RANCANGAN STRUKTUR (RS) NEGERI <i>STATISTICS ON STATE STRUCTURE PLAN PROGRESS</i> | 76 |
| STATISTIK STATUS KEMAJUAN RANCANGAN TEMPATAN (RT) <i>STATISTICS ON LOCAL PLAN PROGRESS</i> | 77 |
| SENARAI RANCANGAN TEMPATAN YANG TELAH DIWARTAKAN <i>LIST OF GAZETTED LOCAL PLANS</i> | 78 |
| JABATAN PERUMAHAN NEGARA | |
| PROGRAM PERUMAHAN RAKYAT <i>PEOPLE'S HOUSING PROGRAMME</i> | 86 |
| PROGRAM PERUMAHAN RAKYAT (PPR) DISEWA <i>PEOPLE'S HOUSING PROGRAMME FOR RENTAL</i> | 87 |



| | |
|--|------------|
| PROGRAM PERUMAHAN RAKYAT (PPR) DIMILIKI <i>PEOPLE'S HOUSING PROGRAMME FOR OWNERSHIP</i> | 88 |
| BILANGAN PENGELUARAN LESEN PEMAJU PERUMAHAN, PERMIT IKLAN & JUALAN <i>NUMBER OF HOUSING DEVELOPMENT LICENCES, ADVERTISEMENT & SALES PERMITS ISSUED</i> | 89 |
| BILANGAN PENGELUARAN LESEN PEMAJUAN PERUMAHAN, PERMIT IKLAN & JUALAN <i>NUMBER OF HOUSING DEVELOPMENT LICENCES, ADVERTISEMENT & SALES PERMITS ISSUED</i> | 90 |
| BILANGAN UNIT RUMAH YANG DILULUSKAN PEMBINAAN KEPADA PEMAJU SWASTA <i>STATISTICS ON NUMBER OF HOUSE UNIT APPROVED FOR CONSTRUCTION TO PRIVATE DEVELOPERS</i> | 91 |
| BILANGAN UNIT RUMAH YANG DILULUSKAN PEMBINAAN KEPADA PEMAJU SWASTA <i>NUMBER OF HOUSE UNITS APPROVED FOR CONSTRUCTION TO PRIVATE DEVELOPERS</i> | 92 |
| STATISTIK PROJEK PERUMAHAN SWASTA <i>STATISTICS ON PRIVATE HOUSING PROJECTS</i> | 93 |
| STATISTIK STATUS PROJEK PERUMAHAN TERBENGKALAI <i>ABANDONED HOUSING PROJECTS STATUS STATISTICS</i> | 94 |
| STATISTIK PROJEK PERUMAHAN TERBENGKALAI MENGIKUT NEGERI <i>ABANDONED HOUSING PROJECTS BY STATE STATISTICS</i> | 95 |
| BILANGAN PEMAJU PERUMAHAN YANG DIKENAKAN KOMPAUN <i>NUMBER OF HOUSING DEVELOPERS COMPOUNDED</i> | 96 |
| BILANGAN PEMAJU PERUMAHAN YANG DIKENAKAN KOMPAUN <i>NUMBER OF HOUSING DEVELOPERS COMPOUNDED</i> | 97 |
| BILANGAN PEMAJU PERUMAHAN YANG DISENARAI HITAM MENGIKUT KESALAHAN <i>NUMBER OF HOUSING DEVELOPERS BLACKLISTED BY OFFENCE</i> | 98 |
| STATISTIK SKIM PINJAMAN PERUMAHAN (SPP) YANG DILULUSKAN <i>APPROVED HOUSING LOAN SCHEME STATISTICS</i> | 99 |
| STATISTIK SKIM PINJAMAN PERUMAHAN (SPP) YANG DILULUSKAN <i>APPROVED HOUSING LOAN SCHEME STATISTICS</i> | 100 |



JABATAN KERAJAAN TEMPATAN

| | |
|---|-----|
| BILANGAN DAN PERUNTUKAN BAGI PROJEK BP1* <i>NUMBER OF BP1 PROJECTS AND ALLOCATION</i> | 102 |
| BILANGAN PROJEK DI BAWAH BP.1 <i>NUMBER OF PROJECTS UNDER BP.1</i> | 103 |
| STATISTIK PERUNTUKAN DI BAWAH BP.1 <i>STATISTICS ON ALLOCATION UNDER BP.1</i> | 104 |
| STATISTIK PERMOHONAN YANG DITERIMA OLEH UNIT OSC <i>STATISTICS ON APPLICATION RECEIVED BY OSC UNIT</i> | 105 |
| PIHAK BERKUASA TEMPATAN MENGIKUT NEGERI <i>LOCAL AUTHORITIES BY STATE</i> | 106 |
| PIHAK BERKUASA TEMPATAN MENGIKUT NEGERI <i>LOCAL AUTHORITIES BY STATE</i> | 107 |
| STATISTIK UNIT CCTV YANG DIPASANG DI KAWASAN PBT <i>STATISTICS ON CCTV INSTALLED IN LOCAL AUTHORITY AREAS</i> | 111 |

JABATAN LANDSKAP NEGARA

| | |
|--|-----|
| STATISTIK TAMAN AWAM <i>STATISTICS ON PUBLIC PARKS</i> | 114 |
| TAMAN AWAM YANG SIAP DIBINA MENGIKUT NEGERI <i>COMPLETED PUBLIC PARKS BY STATE</i> | 115 |
| STATISTIK RAKAN TAMAN <i>STATISTICS ON RAKAN TAMAN</i> | 117 |

PENGURUSAN SISA PEPEJAL NEGARA

| | |
|---|-----|
| STATISTIK TAPAK PELUPUSAN SISA PEPEJAL YANG BEROPERASI DAN YANG TELAH DITAMATKAN OPERASI <i>STATISTICS ON OPERATING AND TERMINATED SOLID WASTE LANDFILL SITES</i> | 122 |
|---|-----|



| | |
|---|-----|
| STATISTIK TAHAP OPERASI TAPAK PELUPUSAN SISA PEPEJAL <i>STATISTICS ON LANDFILL OPERATING STAGE</i> | 123 |
| STATISTIK INSINERATOR YANG BEROPERASI DAN YANG TELAH DITAMATKAN OPERASI <i>STATISTICS ON OPERATING AND OPERATION TERMINATED INCINERATOR</i> | 124 |
| STATISTIK BILANGAN PERMOHONAN LESEN PENGURUSAN SISA PEPEJAL <i>STATISTICS ON APPLICATIONS FOR SOLID WASTE MANAGEMENT LICENCE</i> | 125 |
| SWCorp | |
| SENARAI NEGERI YANG MENGGUNAPAKAI AKTA 672 <i>LIST OF STATES IMPLEMENTING ACT 672</i> | 129 |
| STATISTIK KUTIPAN SISA KITAR SEMULA MENGIKUT KATEGORI <i>STATISTICS ON RECYCLEABLE WASTE COLLECTION BY CATEGORY</i> | 130 |
| KADAR KITAR SEMULA DI MALAYSIA <i>RECYCLING RATE IN MALAYSIA</i> | 130 |
| STATISTIK KUTIPAN SISA PEPEJAL <i>STATISTICS ON SOLID WASTE</i> | 131 |
| STATISTIK PENGUATKUASAAN PENGASINGAN SISA PEPEJAL DI PUNCA <i>STATISTICS ON SEPERATION AT SOURCE ENFORCEMENT</i> | 132 |
| STATISTIK KUTIPAN SISA KITAR SEMULA (TAN) <i>STATISTICS ON RECYCLABLE WASTE COLLECTION (TONNE)</i> | 133 |
| PROGRAM KITAR SEMULA <i>RECYCLING PROGRAMME</i> | 133 |
| STATISTIK OPERASI DAN KEMPEN BERSEPADU BERKAITAN PENGUATKUASAAN AKTA 672 <i>STATISTICS ON INTEGRATED OPERATION AND CAMPAIGN ON THE ENFORCEMENT OF ACT 672</i> | 134 |
| STATISTIK PEMBASMIAN PEMBUANGAN SAMPAH HARAM <i>STATISTICS ON ERADICATION OF ILLEGAL WASTE DUMPING</i> | 135 |
| SIDANG REDAKSI | 136 |



BAHAGIAN DASAR DAN INSPEKTORAT

KEDUDUKAN PIHAK BERKUASA TEMPATAN LOCAL AUTHORITIES RANKING

| PIHAK BERKUASA TEMPATAN LOCAL AUTHORITIES | 2011 | | 2013 | | 2016 | |
|--|-------------------|------------------------------------|-------------------|------------------------------------|-------------------|------------------------------------|
| | KEDUDUKAN RANKING | PENGANUGERAHAN BINTANG STAR RATING | KEDUDUKAN RANKING | PENGANUGERAHAN BINTANG STAR RATING | KEDUDUKAN RANKING | PENGANUGERAHAN BINTANG STAR RATING |
| MB Ipoh | 24 | 3 | 15 | 4 | 1 | 5 |
| MB Pulau Pinang | 7 | 4 | 30 | 4 | 2 | 5 |
| MB Johor Bahru | 16 | 4 | 2 | 5 | 3 | 5 |
| MP Subang Jaya | 3 | 4 | 1 | 5 | 4 | 5 |
| MB Petaling Jaya | 4 | 4 | 6 | 4 | 5 | 5 |
| MP Kluang | 45 | 3 | 40 | 3 | 6 | 5 |
| MP Sepang | 18 | 4 | 22 | 4 | 7 | 5 |
| MP Kota Bharu | 50 | 3 | 53 | 3 | 8 | 5 |
| MP Manjung | 5 | 4 | 3 | 4 | 9 | 5 |
| MP Kajang | 13 | 4 | 26 | 4 | 10 | 5 |
| MP Kulai | 26 | 3 | 9 | 4 | 11 | 5 |
| MP Pasir Gudang | 9 | 4 | 4 | 4 | 12 | 5 |
| MB Shah Alam | 8 | 4 | 23 | 4 | 13 | 5 |
| MD Kuala Langat | 22 | 3 | 13 | 4 | 14 | 5 |
| MP Johor Bahru Tengah | 21 | 4 | 21 | 4 | 15 | 5 |
| MP Seremban | 39 | 3 | 63 | 3 | 16 | 5 |
| DB Kuala Lumpur | 1 | 4 | 5 | 4 | 17 | 5 |
| MP Seberang Perai | 20 | 4 | 18 | 4 | 18 | 5 |
| MP Kuantan | 2 | 4 | 11 | 4 | 19 | 5 |
| MP Ampang Jaya | 11 | 4 | 10 | 4 | 20 | 5 |
| MP Selayang | 19 | 4 | 12 | 4 | 21 | 5 |

KEDUDUKAN PIHAK BERKUASA TEMPATAN (samb.)
LOCAL AUTHORITIES RANKING (cont.)

| PIHAK BERKUASA TEMPATAN <i>LOCAL AUTHORITIES</i> | 2011 | | 2013 | | 2016 | |
|---|-----------------------------|--|-----------------------------|--|-----------------------------|--|
| | KEDUDUKAN <i>RANKING</i> | PENGANUGERAHAN BINTANG <i>STAR RATING</i> | KEDUDUKAN <i>RANKING</i> | PENGANUGERAHAN BINTANG <i>STAR RATING</i> | KEDUDUKAN <i>RANKING</i> | PENGANUGERAHAN BINTANG <i>STAR RATING</i> |
| Perbadanan Putrajaya | - | - | - | - | 22 | 5 |
| MD Batu Gajah | 31 | 3 | 41 | 3 | 23 | 5 |
| MP Taiping | 33 | 3 | 16 | 4 | 24 | 5 |
| MP Batu Pahat | 29 | 3 | 42 | 3 | 25 | 5 |
| MB Melaka | 10 | 4 | 14 | 4 | 26 | 5 |
| MD Kampar | 77 | 2 | 43 | 3 | 27 | 5 |
| MB Alor Setar | 35 | 3 | 20 | 4 | 28 | 5 |
| MP Klang | 6 | 4 | 7 | 4 | 29 | 5 |
| MP Port Dickson | 27 | 3 | 36 | 4 | 30 | 5 |
| MD Kerian | 23 | 3 | 33 | 4 | 31 | 5 |
| MP Kulim | 14 | 4 | 32 | 4 | 32 | 5 |
| MD Pekan | 38 | 3 | 28 | 4 | 33 | 5 |
| MD Kuala Selangor | 36 | 3 | 27 | 4 | 34 | 5 |
| MD Segamat | 25 | 3 | 44 | 3 | 35 | 5 |
| MD Pontian | 34 | 3 | 29 | 4 | 36 | 5 |
| MD Yong Peng | 91 | 2 | 34 | 4 | 37 | 5 |
| MP Kemaman | 40 | 3 | 17 | 4 | 38 | 5 |
| MP Teluk Intan | 32 | 3 | 62 | 3 | 39 | 5 |
| MP Kuala Kangsar | 53 | 3 | 46 | 3 | 40 | 5 |
| MD Kuala Pilah | 69 | 3 | 83 | 2 | 41 | 5 |

KEDUDUKAN PIHAK BERKUASA TEMPATAN (samb.)

LOCAL AUTHORITIES RANKING (cont.)

| PIHAK BERKUASA TEMPATAN LOCAL AUTHORITIES | 2011 | | 2013 | | 2016 | |
|--|-------------------|------------------------------------|-------------------|------------------------------------|-------------------|------------------------------------|
| | KEDUDUKAN RANKING | PENGANUGERAHAN BINTANG STAR RATING | KEDUDUKAN RANKING | PENGANUGERAHAN BINTANG STAR RATING | KEDUDUKAN RANKING | PENGANUGERAHAN BINTANG STAR RATING |
| MD Maran | 30 | 3 | 19 | 4 | 42 | 4 |
| MP Alor Gajah | 12 | 4 | 25 | 4 | 43 | 4 |
| MP Bentong | 57 | 3 | 61 | 3 | 44 | 4 |
| MB Kuala Terengganu | 15 | 4 | 31 | 4 | 45 | 4 |
| MD Tapah | 59 | 3 | 49 | 3 | 46 | 4 |
| MD Rompin | 37 | 3 | 52 | 3 | 47 | 4 |
| MP Muar | 61 | 3 | 89 | 2 | 48 | 4 |
| MD Sabak Bernam | 55 | 3 | 69 | 3 | 49 | 4 |
| MD Tangkak | 87 | 2 | 88 | 2 | 50 | 4 |
| MP Nilai | 46 | 3 | 50 | 3 | 51 | 4 |
| MD Tanjong Malim | 54 | 3 | 47 | 3 | 52 | 4 |
| MD Bera | 63 | 3 | 71 | 3 | 53 | 4 |
| MD Yan | 92 | 2 | 87 | 2 | 54 | 4 |
| MD Baling | 51 | 3 | 37 | 4 | 55 | 4 |
| MD Perak Tengah | 82 | 2 | 70 | 3 | 56 | 4 |
| MP Hang Tuah Jaya | | | 8 | 4 | 57 | 4 |
| MD Hulu Selangor | 52 | 3 | 38 | 3 | 58 | 4 |
| MD Jerantut | 47 | 3 | 76 | 3 | 59 | 4 |

KEDUDUKAN PIHAK BERKUASA TEMPATAN (samb.)
LOCAL AUTHORITIES RANKING (cont.)

| PIHAK BERKUASA TEMPATAN LOCAL AUTHORITIES | 2011 | | 2013 | | 2016 | |
|--|-------------------|------------------------------------|-------------------|------------------------------------|-------------------|------------------------------------|
| | KEDUDUKAN RANKING | PENGANUGERAHAN BINTANG STAR RATING | KEDUDUKAN RANKING | PENGANUGERAHAN BINTANG STAR RATING | KEDUDUKAN RANKING | PENGANUGERAHAN BINTANG STAR RATING |
| MD Simpang Renggam | 83 | 2 | 92 | 2 | 60 | 4 |
| MD Lipis | 49 | 3 | 51 | 3 | 61 | 4 |
| Perbadanan Labuan | | | 68 | 3 | 62 | 4 |
| MD Tampin | 71 | 2 | 73 | 3 | 63 | 4 |
| MP Sungai Petani | 28 | 3 | 58 | 3 | 64 | 4 |
| MP Temerloh | 42 | 3 | 74 | 3 | 65 | 4 |
| MP Jasin | 17 | 4 | 24 | 4 | 66 | 4 |
| MD Mersing | 66 | 3 | 79 | 3 | 67 | 4 |
| MD Kubang Pasu | 43 | 3 | 57 | 3 | 68 | 4 |
| MD Pendang | 67 | 3 | 55 | 3 | 69 | 4 |
| MD Bachok | 85 | 2 | 97 | 1 | 70 | 4 |
| MP Langkawi | 76 | 2 | 94 | 2 | 71 | 4 |
| MD Pengkalan Hulu | 74 | 2 | 54 | 3 | 72 | 4 |
| MD Marang | 56 | 3 | 35 | 4 | 73 | 4 |
| MD Kota Tinggi | 48 | 3 | 60 | 3 | 74 | 4 |
| MD Jempol | 62 | 3 | 67 | 3 | 75 | 4 |
| MD Pasir Puteh | 84 | 2 | 96 | 2 | 76 | 4 |
| MD Gerik | 41 | 3 | 56 | 3 | 77 | 4 |

KEDUDUKAN PIHAK BERKUASA TEMPATAN (samb.)
LOCAL AUTHORITIES RANKING (cont.)

| PIHAK BERKUASA TEMPATAN <i>LOCAL AUTHORITIES</i> | 2011 | | 2013 | | 2016 | |
|---|-----------------------------|--|-----------------------------|--|-----------------------------|--|
| | KEDUDUKAN <i>RANKING</i> | PENGANUGERAHAN BINTANG <i>STAR RATING</i> | KEDUDUKAN <i>RANKING</i> | PENGANUGERAHAN BINTANG <i>STAR RATING</i> | KEDUDUKAN <i>RANKING</i> | PENGANUGERAHAN BINTANG <i>STAR RATING</i> |
| MD Raub | 60 | 3 | 48 | 3 | 78 | 4 |
| MP Kangar | 73 | 2 | 85 | 2 | 79 | 4 |
| MD Sik | 80 | 2 | 75 | 3 | 80 | 3 |
| MD Padang Terap | 44 | 3 | 39 | 3 | 81 | 3 |
| MD Machang | 96 | 2 | 78 | 3 | 82 | 3 |
| MD Tumpat | 89 | 2 | 84 | 2 | 83 | 3 |
| MP Dungun | 58 | 3 | 65 | 3 | 84 | 3 |
| MD Lenggong | 79 | 2 | 59 | 3 | 85 | 3 |
| MD Tanah Merah | 81 | 2 | 90 | 2 | 86 | 3 |
| MD Cameron Highlands | 68 | 3 | 64 | 3 | 87 | 3 |
| MD Ketereh | 72 | 2 | 66 | 3 | 88 | 3 |
| MD Rembau | 86 | 2 | 77 | 3 | 89 | 3 |
| MD Bandar Baharu | 65 | 3 | 86 | 2 | 90 | 3 |
| MD Jelebu | 95 | 2 | 82 | 2 | 91 | 3 |
| MD Pasir Mas | 90 | 2 | 98 | 1 | 92 | 3 |
| MD Setiu | 75 | 2 | 72 | 3 | 93 | 3 |
| MD Labis | 64 | 3 | 91 | 2 | 94 | 3 |
| MD Selama | 88 | 2 | 80 | 3 | 95 | 3 |

KEDUDUKAN PIHAK BERKUASA TEMPATAN LOCAL AUTHORITIES RANKING

| PIHAK BERKUASA TEMPATAN LOCAL AUTHORITIES | 2011 | | 2013 | | 2016 | |
|--|-------------------|------------------------------------|-------------------|------------------------------------|-------------------|------------------------------------|
| | KEDUDUKAN RANKING | PENGANUGERAHAN BINTANG STAR RATING | KEDUDUKAN RANKING | PENGANUGERAHAN BINTANG STAR RATING | KEDUDUKAN RANKING | PENGANUGERAHAN BINTANG STAR RATING |
| MD Gua Musang | 93 | 2 | 95 | 2 | 96 | 3 |
| MD Dabong | 98 | 1 | 99 | 1 | 97 | 2 |
| MD Besut | 70 | 3 | 81 | 3 | 98 | 2 |
| MD Kuala Krai | 94 | 2 | 93 | 2 | 99 | 2 |
| MD Hulu Terengganu | 78 | 2 | 45 | 3 | 100 | 2 |
| MD Jeli | 97 | 1 | 100 | 1 | 101 | 2 |





**BAHAGIAN
KESEJAHTERAAN
BANDAR**

STATISTIK DAFTAR KEMISKINAN (BANDAR) eKASIH BAGI DINAMIK KIR YANG TELAH DISAHKAN SEHINGGA 31 DISEMBER 2017

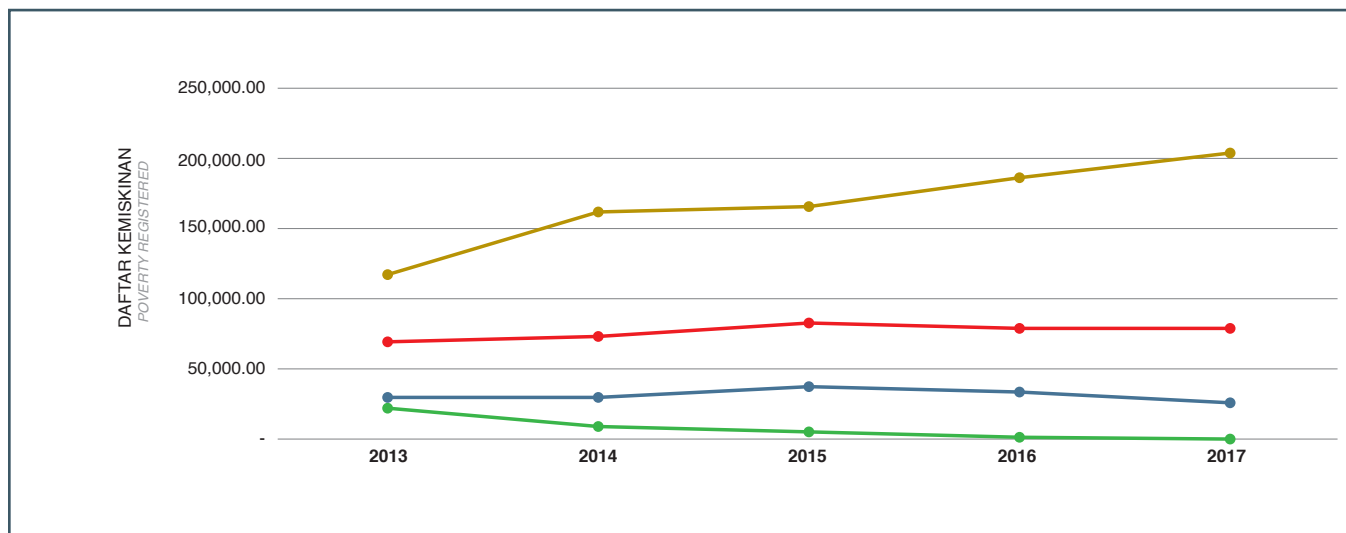
STATISTICS OF VALIDATED eKASIH POVERTY REGISTERED (URBAN) UNTIL 31 DECEMBER 2017

| NEGERI <i>STATE</i> | MISKIN TEGAR <i>HARD-CORE POOR</i> | MISKIN <i>POOR</i> | MUDAH MISKIN <i>VULNERABLE</i> | TERKELUAR <i>GRADUATED</i> | JUMLAH <i>TOTAL</i> |
|--------------------------------|---------------------------------------|-----------------------|-----------------------------------|-------------------------------|------------------------|
| Johor | 87 | 2,070 | - | 8,710 | 10,867 |
| Kedah | 228 | 944 | - | 3,264 | 4,436 |
| Kelantan | 5,794 | 28,197 | - | 20,836 | 54,827 |
| Melaka | 1 | 385 | - | 15,361 | 15,747 |
| Negeri Sembilan | 18 | 1,541 | - | 10,632 | 12,191 |
| Pahang | 610 | 1,776 | - | 7,106 | 9,492 |
| Perak | 36 | 560 | - | 11,509 | 12,105 |
| Perlis | 50 | 2,756 | - | 9,679 | 12,485 |
| Pulau Pinang | 824 | 3,609 | - | 18,433 | 22,866 |
| Sabah | 5,085 | 5,452 | - | 8,767 | 19,304 |
| Sarawak | 11,728 | 24,162 | - | 32,909 | 68,799 |
| Selangor | 1,408 | 4,927 | - | 18,462 | 24,797 |
| Terengganu | 28 | 3,140 | - | 27,741 | 30,909 |
| W.P. Kuala Lumpur | 653 | 1,357 | - | 12,960 | 14,970 |
| W.P. Labuan | 172 | 595 | - | 2,849 | 3,616 |
| W.P. Putrajaya | - | 1 | - | 229 | 230 |
| JUMLAH <i>TOTAL</i> | 26,722 | 81,472 | - | 209,447 | 317,641 |

Sumber : Sistem eKasih, ICU JPM

Source : ekasih, ICU JPM system

STATISTIK DAFTAR KEMISKINAN (BANDAR) eKASIH BAGI DINAMIK KIR YANG TELAH DISAHKAN STATISTICS OF VALIDATED eKASIH POVERTY REGISTERED (URBAN)



| KATEGORI / CATEGORY | 2013 | 2014 | 2015 | 2016 | 2017 |
|--|---------|---------|---------|---------|---------|
| TERKELUAR <i>GRADUATED</i> | 119,046 | 161,965 | 166,475 | 190,581 | 209,447 |
| MISKIN <i>POOR</i> | 70,076 | 73,739 | 86,058 | 82,244 | 81,472 |
| MISKIN TEGAR <i>HARD-CORE POOR</i> | 29,508 | 30,709 | 38,315 | 32,745 | 26,722 |
| MUDAH MISKIN <i>VULNERABLE</i> | 21,274 | 10,018 | 3,911 | 2,101 | - |
| JUMLAH / TOTAL | 239,904 | 276,431 | 294,759 | 307,671 | 317,641 |

STATISTIK PESERTA BAGI PROGRAM AZAM BANDAR YANG DILULUSKAN
STATISTICS ON APPROVED PARTICIPANTS FOR AZAM BANDAR PROGRAMME

| NEGERI <i>STATE</i> | 2012 | 2013 | 2014 | 2015 | 2016 | 2017 |
|-------------------------------|--------------|--------------|--------------|--------------|--------------|-------------|
| Johor | 227 | 38 | 110 | 118 | 95 | 60 |
| Kedah | 73 | 2 | 92 | 26 | 39 | 60 |
| Kelantan | 123 | 501 | 1,164 | 509 | 121 | 60 |
| Melaka | 15 | 36 | 110 | 127 | 44 | 66 |
| Negeri Sembilan | 68 | 84 | 119 | 107 | 80 | 25 |
| Pahang | 217 | 16 | 24 | 148 | 99 | 60 |
| Perak | 77 | 377 | 226 | 156 | 85 | 60 |
| Perlis | 37 | 13 | 127 | 73 | 70 | 30 |
| Pulau Pinang | 236 | 39 | 73 | 74 | 44 | 30 |
| Sabah | - | - | 107 | 100 | 280 | - |
| Sarawak | - | - | 165 | - | - | - |
| Selangor | 160 | 343 | 179 | 374 | 352 | 400 |
| Terengganu | 310 | - | 192 | 463 | 150 | 50 |
| W.P. Kuala Lumpur | 57 | 301 | 55 | 225 | 48 | - |
| W.P. Labuan | - | - | - | - | 100 | - |
| W.P. Putrajaya | - | - | 1 | - | - | - |
| JUMLAH <i>TOTAL</i> | 1,600 | 1,750 | 2,744 | 2,500 | 1,607 | 901 |

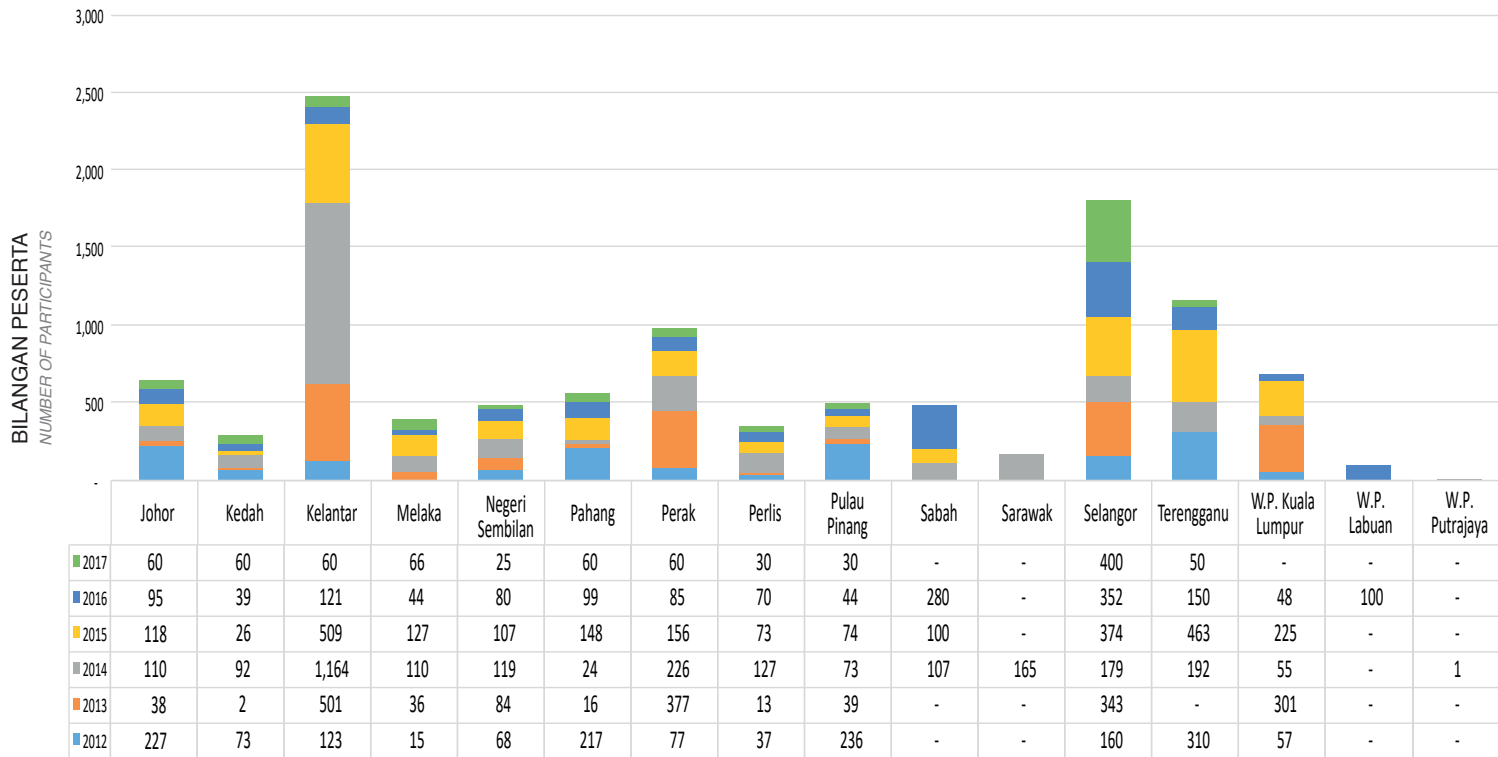
*2012-2014 : Program Azam Bandar dikenali sebagai Program Latihan Kemahiran dan Keusahawanan

2012-2014 : Azam Bandar Programme formerly known as Program Latihan Kemahiran dan Keusahawanan



BILANGAN PESERTA BAGI PROGRAM AZAM BANDAR YANG DILULUSKAN MENGIKUT NEGERI

NUMBER OF APPROVED PARTICIPANTS FOR AZAM BANDAR PROGRAMME BY STATE



STATISTIK KIOS PENJAJA BANDAR YANG DILULUSKAN
STATISTICS ON APPROVED URBAN HAWKER KIOSKS

| NEGERI <i>STATE</i> | 2013 | 2014 | 2015 | 2016 | 2017 |
|-------------------------------|------------|------------|------------|------------|------------|
| Johor | 32 | 26 | 10 | 6 | - |
| Kedah | 86 | - | 11 | 18 | - |
| Kelantan | - | 55 | 15 | 10 | - |
| Melaka | 6 | 7 | 7 | 7 | - |
| Negeri Sembilan | 15 | 13 | 6 | - | - |
| Pahang | 15 | 20 | 3 | 17 | - |
| Perak | 20 | 10 | 3 | 12 | - |
| Perlis | - | - | - | - | - |
| Pulau Pinang | - | 50 | 1 | - | - |
| Sabah | 30 | - | 36 | 31 | - |
| Sarawak | 45 | 5 | 21 | 11 | - |
| Selangor | - | 40 | 10 | - | 133 |
| Terengganu | 17 | 10 | 7 | 11 | - |
| W.P. Kuala Lumpur | - | - | 1 | - | - |
| W.P. Labuan | - | - | - | - | - |
| W.P. Putrajaya | - | - | - | - | - |
| JUMLAH <i>TOTAL</i> | 266 | 236 | 131 | 123 | 133 |



STATISTIK PENERIMA BANTUAN TITIPAN KASIH YANG DILULUSKAN
STATISTICS ON APPROVED FOOD BASKET PROGRAMME RECIPIENTS

| NEGERI <i>STATE</i> | 2013 | 2014 | 2015 | 2016 | 2017 |
|-------------------------------|--------------|--------------|--------------|--------------|--------------|
| Johor | 108 | 108 | 103 | 14 | 14 |
| Kedah | 10 | 10 | 9 | 14 | 14 |
| Kelantan | 707 | 707 | 910 | 487 | 493 |
| Melaka | 17 | 17 | 17 | - | - |
| Negeri Sembilan | 168 | 168 | 156 | 11 | 11 |
| Pahang | 21 | 21 | 28 | 26 | 27 |
| Perak | 80 | 80 | 86 | 14 | 14 |
| Perlis | 77 | 77 | 73 | 12 | 12 |
| Pulau Pinang | 81 | 81 | 83 | 50 | 51 |
| Sabah | 812 | 812 | 902 | 334 | 334 |
| Sarawak | 844 | 844 | 841 | 525 | 531 |
| Selangor | 126 | 126 | 138 | 265 | 266 |
| Terengganu | 7 | 7 | 12 | 8 | 8 |
| W.P. Kuala Lumpur | 142 | 142 | 141 | 28 | 30 |
| W.P. Labuan | - | - | 1 | 12 | 13 |
| W.P. Putrajaya | - | - | - | - | - |
| JUMLAH <i>TOTAL</i> | 3,200 | 3,200 | 3,500 | 1,800 | 1,818 |

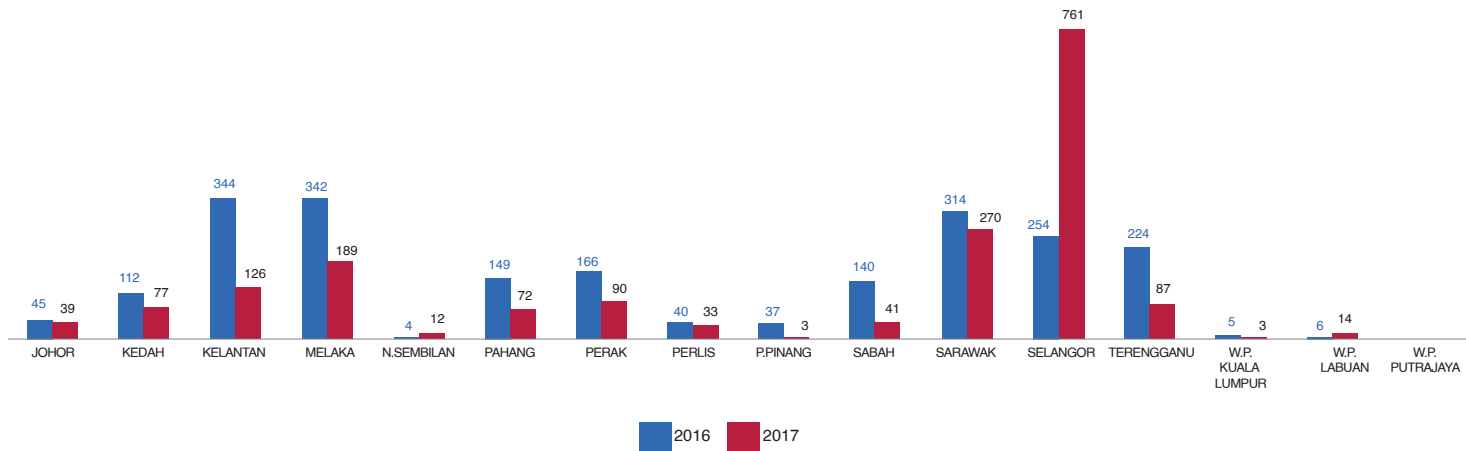
STATISTIK PENERIMA BANTUAN BAIK PULIH RUMAH DAIF DI BANDAR YANG DILULUSKAN
STATISTICS OF APPROVED RECEIPTS ON REPAIR AID FOR DILAPIDATED HOMES

| NEGERI <i>STATE</i> | 2016 | 2017 |
|-------------------------------|--------------|--------------|
| Johor | 45 | 39 |
| Kedah | 112 | 77 |
| Kelantan | 344 | 126 |
| Melaka | 342 | 189 |
| Negeri Sembilan | 4 | 12 |
| Pahang | 149 | 72 |
| Perak | 166 | 90 |
| Perlis | 40 | 33 |
| Pulau Pinang | 37 | 3 |
| Sabah | 140 | 41 |
| Sarawak | 314 | 270 |
| Selangor | 254 | 761 |
| Terengganu | 224 | 87 |
| W.P Kuala Lumpur | 5 | 3 |
| W.P. Labuan | 6 | 14 |
| W.P. Putrajaya | - | - |
| JUMLAH <i>TOTAL</i> | 2,182 | 1,817 |



STATISTIK PENERIMA BANTUAN BAIK PULIH RUMAH DAIF DI BANDAR YANG DILULUSKAN

STATISTICS OF APPROVED RECEIPTS ON REPAIR AID FOR DILAPIDATED HOMES



STATISTIK PENERIMA PROJEK PEMBINAAN RUMAH - KHIDMAT BAKTI YANG DILULUSKAN
STATISTICS ON HOUSE BUILD PROJECT APPROVED RECIPIENTS

| NEGERI <i>STATE</i> | 2017 |
|-------------------------------|-------------|
| Johor | 5 |
| Kedah | 2 |
| Kelantan | 4 |
| Melaka | 1 |
| Negeri Sembilan | 3 |
| Pahang | 3 |
| Perak | 3 |
| Perlis | 1 |
| Pulau Pinang | - |
| Sabah | 3 |
| Sarawak | 3 |
| Selangor | 10 |
| Terengganu | 2 |
| W.P. Kuala Lumpur | - |
| W.P. Labuan | 1 |
| W.P. Putrajaya | - |
| JUMLAH <i>TOTAL</i> | 41 |



**BAHAGIAN
PEMBERI PINJAM WANG
DAN PEMEGANG PAJAK
GADAI**

STATISTIK PENGELUARAN LESEN PEMBERI PINJAM WANG

STATISTICS ON MONEYLENDER LICENCE ISSUED

| BULAN MONTH | BAHARU/ NEW | | | | | PEMBAHARUAN/ RENEWAL | | | | |
|-------------------------|-------------|------|------|------|------|----------------------|------|------|------|------|
| | 2013 | 2014 | 2015 | 2016 | 2017 | 2013 | 2014 | 2015 | 2016 | 2017 |
| Januari January | - | 12 | 2 | - | 16 | 281 | 50 | 499 | 50 | 96 |
| Februari February | 1 | - | - | 9 | 3 | 239 | 42 | 384 | 37 | 41 |
| Mac March | 7 | 4 | 2 | 3 | 12 | 113 | 28 | 236 | 54 | 43 |
| April April | 8 | 15 | - | 6 | 11 | 104 | 44 | 145 | 108 | 41 |
| Mei May | 3 | 1 | - | 6 | 5 | 60 | 60 | 31 | 250 | 60 |
| Jun June | - | - | 11 | 3 | 8 | 87 | 145 | 76 | 327 | 23 |
| Julai July | 1 | 2 | 6 | 4 | 1 | 94 | 26 | 67 | 258 | 37 |
| Ogos August | 2 | - | 4 | 5 | 13 | 45 | 33 | 49 | 264 | 39 |
| September September | - | - | 1 | 6 | 11 | 19 | 45 | 35 | 192 | 17 |
| Oktober October | - | - | - | 6 | 12 | 1 | 88 | 70 | 155 | 16 |
| November November | - | - | 11 | 11 | 7 | 3 | 111 | 42 | 147 | 30 |
| Disember December | - | - | 1 | 5 | 15 | 19 | 67 | 35 | 64 | 35 |
| JUMLAH TOTAL | 22 | 34 | 38 | 64 | 114 | 1065 | 739 | 1669 | 1906 | 478 |

STATISTIK PENGELUARAN PERMIT PEMBERI PINJAM WANG

STATISTICS ON MONEYLENDER PERMIT ISSUED

| BULAN MONTH | BAHARU/NEW | | | | | PEMBAHARUAN/RENEWAL | | | | |
|------------------------|------------|-----------|------------|------------|-----------|---------------------|------------|------------|------------|------------|
| | 2013 | 2014 | 2015 | 2016 | 2017 | 2013 | 2014 | 2015 | 2016 | 2017 |
| Januari January | 10 | 8 | 12 | 22 | 12 | 93 | 19 | 189 | 35 | 52 |
| Februari February | 5 | 5 | 14 | 18 | 5 | 71 | 18 | 106 | 27 | 22 |
| Mac March | 6 | - | 11 | 10 | 5 | 50 | 3 | 99 | 23 | 30 |
| April April | 4 | 1 | 6 | 10 | 6 | 42 | 41 | 10 | 58 | 26 |
| Mei May | 7 | 5 | 2 | 12 | 6 | 33 | 49 | 18 | 133 | 40 |
| Jun June | 4 | 3 | 9 | 13 | 3 | 57 | 73 | 34 | 152 | 15 |
| Julai July | 7 | 2 | 12 | 7 | 6 | 58 | 10 | 37 | 101 | 28 |
| Ogos August | 1 | - | 10 | 5 | 6 | 16 | 17 | 13 | 116 | 19 |
| September September | 8 | 1 | 3 | 8 | 6 | 1 | 18 | 11 | 76 | 12 |
| Oktober October | - | 4 | 3 | 6 | 11 | - | 41 | 11 | 83 | 9 |
| November November | - | 2 | 21 | 12 | 10 | 1 | 50 | 15 | 67 | 13 |
| Disember December | 4 | 1 | - | 4 | 10 | 9 | 37 | 26 | 30 | 18 |
| JUMLAH TOTAL | 56 | 32 | 103 | 127 | 86 | 431 | 376 | 569 | 901 | 284 |

STATISTIK PENGELUARAN LESEN PEMEGANG PAJAK GADAI

STATISTICS ON PAWNBROKERS LICENCE ISSUED

| BULAN MONTH | BAHARU/ NEW | | | | | PEMBAHARUAN/ RENEWAL | | | | |
|-------------------------|-------------|------|------|------|------|----------------------|------|------|------|------|
| | 2013 | 2014 | 2015 | 2016 | 2017 | 2013 | 2014 | 2015 | 2016 | 2017 |
| Januari January | 5 | 12 | - | - | 3 | - | 58 | 9 | 11 | 23 |
| Februari February | 6 | - | - | 3 | 6 | 3 | 112 | 5 | 8 | 12 |
| Mac March | 9 | - | 2 | 3 | - | 18 | 16 | 8 | 4 | 6 |
| April April | 5 | - | 2 | 4 | 3 | 3 | 5 | 10 | 8 | 7 |
| Mei May | 2 | 1 | - | 3 | 2 | 3 | 13 | 2 | 5 | 10 |
| Jun June | - | - | 7 | 2 | 2 | - | - | 5 | 7 | 5 |
| Julai July | 5 | 1 | 3 | - | 2 | 6 | 2 | 10 | 6 | 5 |
| Ogos August | 1 | - | - | 4 | 8 | 2 | 3 | 4 | 5 | 20 |
| September September | - | - | 1 | 5 | 3 | 3 | 3 | 13 | 1 | 38 |
| Oktober October | 3 | - | - | 6 | 4 | 9 | 5 | 149 | 7 | 130 |
| November November | 7 | - | 3 | 5 | 1 | 1 | 8 | 43 | 12 | 98 |
| Disember December | 2 | - | 2 | 1 | 6 | 68 | 1 | 18 | 7 | 14 |
| JUMLAH TOTAL | 45 | 14 | 20 | 36 | 40 | 116 | 226 | 276 | 81 | 368 |

STATISTIK PENGELUARAN PERMIT PEMEGANG PAJAK GADAI

STATISTICS ON PAWBROKERS PERMIT ISSUED

| BULAN MONTH | BAHARU/ NEW | | | | | PEMBAHARUAN/ RENEWAL | | | | |
|-------------------------|-------------|------|------|------|------|----------------------|------|------|------|------|
| | 2013 | 2014 | 2015 | 2016 | 2017 | 2013 | 2014 | 2015 | 2016 | 2017 |
| Januari January | 2 | - | 1 | 107 | 14 | - | - | - | 9 | 82 |
| Februari February | - | - | 2 | 53 | 7 | - | 1 | 2 | 8 | 26 |
| Mac March | 3 | 2 | 2 | 28 | 5 | 1 | 1 | - | 1 | 10 |
| April April | 1 | 1 | 4 | 9 | 20 | - | 1 | 3 | 4 | 15 |
| Mei May | 3 | 4 | - | 17 | 13 | - | 2 | 0 | 7 | 23 |
| Jun June | 1 | 1 | 4 | 42 | 6 | - | - | 3 | 2 | 6 |
| Julai July | 1 | - | - | 12 | 3 | - | - | - | 4 | 8 |
| Ogos August | - | - | 3 | 7 | 10 | - | - | - | 7 | 33 |
| September September | 1 | - | - | 6 | 8 | 1 | - | - | 5 | 28 |
| Oktober October | - | - | 2 | 8 | 17 | - | - | - | 22 | 101 |
| November November | - | - | 3 | 13 | 35 | - | - | - | 30 | 99 |
| Disember December | - | - | - | 7 | 10 | - | - | 2 | 44 | 16 |
| JUMLAH TOTAL | 12 | 8 | 21 | 309 | 148 | 2 | 5 | 10 | 143 | 447 |

STATISTIK PEMBERI PINJAM WANG BERLESEN YANG AKTIF MENGIKUT NEGERI
STATISTICS OF ACTIVE MONEYLENDER BY STATE

| NEGERI STATE | | | | | |
|-------------------------|--------------|------------|--------------|--------------|--------------|
| | 2013 | 2014 | 2015 | 2016 | 2017 |
| Johor | 283 | 47 | 293 | 296 | 304 |
| Kedah | 138 | 42 | 137 | 141 | 141 |
| Kelantan | 13 | 11 | 12 | 11 | 13 |
| Melaka | 95 | 12 | 105 | 104 | 108 |
| Negeri Sembilan | 119 | 23 | 121 | 116 | 125 |
| Pahang | 94 | 17 | 102 | 103 | 103 |
| Perak | 269 | 45 | 259 | 257 | 265 |
| Perlis | 8 | 4 | 9 | 10 | 11 |
| Pulau Pinang | 326 | 37 | 312 | 310 | 302 |
| Sabah | 417 | 25 | 515 | 627 | 765 |
| Sarawak | 381 | 19 | 490 | 513 | 515 |
| Selangor | 615 | 87 | 634 | 668 | 683 |
| Terengganu | 25 | 11 | 26 | 28 | 30 |
| W.P. Kuala Lumpur | 433 | 33 | 437 | 446 | 443 |
| W.P. Labuan | 5 | 3 | 5 | 5 | 5 |
| W.P. Putrajaya | 2 | - | 2 | 2 | 2 |
| JUMLAH TOTAL | 3,223 | 416 | 3,459 | 3,637 | 3,815 |



STATISTIK PEMEGANG PAJAK GADAI BERLESEN YANG AKTIF
STATISTICS OF ACTIVE PAWNBROKERS

| NEGERI STATE | | | | | |
|------------------------|------------|------------|------------|------------|------------|
| | 2013 | 2014 | 2015 | 2016 | 2017 |
| Johor | 46 | 47 | 53 | 66 | 70 |
| Kedah | 41 | 42 | 42 | 44 | 44 |
| Kelantan | 10 | 11 | 12 | 12 | 13 |
| Melaka | 12 | 12 | 12 | 14 | 14 |
| Negeri Sembilan | 23 | 23 | 24 | 24 | 26 |
| Pahang | 16 | 17 | 16 | 16 | 17 |
| Perak | 44 | 45 | 46 | 50 | 50 |
| Perlis | 4 | 4 | 4 | 4 | 5 |
| Pulau Pinang | 35 | 37 | 36 | 38 | 42 |
| Sabah | 25 | 25 | 26 | 26 | 30 |
| Sarawak | 18 | 19 | 22 | 23 | 22 |
| Selangor | 76 | 87 | 95 | 108 | 125 |
| Terengganu | 11 | 11 | 11 | 11 | 11 |
| W.P. Kuala Lumpur | 32 | 33 | 34 | 37 | 42 |
| W.P. Labuan | 3 | 3 | 4 | 4 | 4 |
| W.P. Putrajaya | - | - | - | 1 | 1 |
| JUMLAH TOTAL | 396 | 416 | 437 | 478 | 516 |





BAHAGIAN UNDANG-UNDANG

**STATISTIK KES PENDAKWAAN DI BAWAH AKTA PEMAJUAN PERUMAHAN
(KAWALAN DAN PELESENAN)
1966 [AKTA 118] DAN PERATURAN-PERATURAN BERKAITAN**
*STATISTICS ON PROSECUTION CASES UNDER THE HOUSING DEVELOPMENT
(CONTROL AND LICENSING) 1966 [ACT118] AND RELATED REGULATIONS*

| BULAN <i>MONTH</i> | KES BAHARU YANG DIDAFTARKAN DI MAHKAMAH <i>NEW CASE REGISTERED IN COURT</i> | KES SELESAI <i>SOLVED CASES</i> | KES AKTIF* <i>ACTIVE CASE</i> |
|-------------------------------|---|---|---|
| Januari <i>January</i> | 19 | - | 57 (kes-kes di Mahkamah Majistret) |
| Februari <i>February</i> | 2 | 1 | 58 (kes-kes di Mahkamah Majistret) |
| Mac <i>March</i> | - | - | 58 (kes-kes di Mahkamah Majistret) |
| April <i>April</i> | 11 | 3 | 66 (kes-kes di Mahkamah Majistret) |
| Mei <i>May</i> | - | 18 | 48 (kes-kes di Mahkamah Majistret) |
| Jun <i>June</i> | 4 | 3 | 49 (kes-kes di Mahkamah Majistret) |
| Julai <i>July</i> | - | 9 | 40 (kes-kes di Mahkamah Majistret) |
| Ogos <i>August</i> | 6 | 10 | 36 (6 kes rayuan di Mahkamah Tinggi dan 30 kes di Mahkamah Majistret) |
| September <i>September</i> | - | 6 | 30 (6 kes rayuan di Mahkamah Tinggi dan 24 kes di Mahkamah Majistret) |
| Oktober <i>October</i> | - | 6 | 24 (6 kes rayuan di Mahkamah Tinggi dan 18 kes di Mahkamah Majistret) |
| November <i>November</i> | 5 | 4 | 25 (6 kes rayuan di Mahkamah Tinggi dan 19 kes di Mahkamah Majistret) |
| Disember <i>December</i> | 2 | 12 | 15 (6 kes rayuan di Mahkamah Tinggi dan 9 kes di Mahkamah Majistret) |
| JUMLAH <i>TOTAL</i> | 49 | 72 | |



**BAHAGIAN
PERKHIDMATAN
PERBANDARAN**

STATISTIK KAWASAN PEMAJUAN STATISTICS ON DEVELOPMENT AREA

| NEGERI STATE | BILANGAN KAWASAN PEMAJUAN (PETAK) NUMBER OF DEVELOPMENT AREA (PARCEL) | | | | | |
|-------------------------------|--|-----------------|---------------------|--------------------|--------------------------|--------------------|
| | ≤ 10 (PETAK/PARCEL) | | > 10 (PETAK/PARCEL) | | JUMLAH (PETAK/PARCEL) | |
| Johor | 2,107 | (3,150) | 648 | (186,467) | 2,755 | (189,617) |
| Kedah | 96 | (-) | 60 | (9,017) | 156 | (9,247) |
| Kelantan | - | (-) | 36 | (7,272) | 36 | (7,272) |
| Melaka | 332 | (27,944) | 608 | (14,652) | 940 | (42,596) |
| Negeri Sembilan | 328 | (1,099) | 275 | (49,115) | 603 | (50,214) |
| Pahang | 10 | (85) | 202 | (21,419) | 212 | (21,504) |
| Perak | 140 | (303) | 683 | (39,624) | 823 | (39,927) |
| Perlis | - | (-) | 10 | (979) | 10 | (979) |
| Pulau Pinang | 810 | (2,938) | 1,464 | (259,846) | 2,274 | (262,784) |
| Selangor | 2,890 | (26,831) | 3,483 | (700,816) | 6,373 | (727,647) |
| Terengganu | - | (-) | 72 | (7,194) | 72 | (7,194) |
| Wilayah Persekutuan | 3,386 | (4,729) | 2,283 | (389,559) | 5,669 | (392,267) |
| JUMLAH TOTAL | 10,099 | (67,079) | 9,824 | (1,685,960) | 19,923 | (1,751,248) |
| PERATUS (%) PERCENTAGE | 51% | 4% | 49% | (96%) | 100% | 100% |

PROGRAM PENYELENGGARAAN PERUMAHAN (AWAM)
HOUSING MAINTENANCE PROGRAMME (PUBLIC)

| NEGERI <i>STATE</i> | BILANGAN PROJEK <i>NUMBER OF PROJECTS</i> | PERBELANJAAN (RM) <i>EXPENDITURE</i> |
|-------------------------------|---|--|
| Johor | 2 | - |
| Kedah | 3 | 597,415 |
| Kelantan | - | - |
| Melaka | 11 | 2,602,050 |
| Negeri Sembilan | 1 | - |
| Pahang | 5 | 222,550 |
| Perak | 3 | 16,369 |
| Perlis | 1 | 439,264 |
| Pulau Pinang | - | - |
| Sabah | 15 | 499,250 |
| Sarawak | 4 | 780,913 |
| Selangor | 7 | 12,131,861 |
| Terengganu | 9 | 1,048,221 |
| W.P. Kuala Lumpur | - | - |
| W.P. Labuan | - | - |
| W.P. Putrajaya | - | - |
| JUMLAH <i>TOTAL</i> | 61 | 18,337,893 |

TABUNG PENYELENGGARAAN PERUMAHAN (SWASTA)
HOUSING MAINTENANCE FUND (PRIVATE)

| NEGERI <i>STATE</i> | BILANGAN PROJEK <i>NUMBER OF PROJECTS</i> | PERBELANJAAN (RM) <i>EXPENDITURE</i> |
|-------------------------------|--|--|
| Johor | 63 | 3,465,428 |
| Kedah | 1 | - |
| Kelantan | - | - |
| Melaka | 1 | 301,880 |
| Negeri Sembilan | 3 | - |
| Pahang | 16 | 1,173,523 |
| Perak | 2 | 100,719 |
| Perlis | - | - |
| Pulau Pinang | 7 | 287,811 |
| Sabah | 6 | - |
| Sarawak | - | - |
| Selangor | 163 | 27,112,531 |
| Terengganu | 6 | 1,491,432 |
| W.P. Kuala Lumpur | 6 | 2,943,061 |
| W.P. Labuan | 1 | 88,989 |
| W.P. Putrajaya | 2 | 376,751 |
| JUMLAH <i>TOTAL</i> | 277 | 37,342,127 |



**TRIBUNAL PERUMAHAN
DAN PENGURUSAN
STRATA**

STATISTIK PENDAFTARAN DAN STATUS PENYELESAIAN KES DI TRIBUNAL TUNTUTAN PEMBELI RUMAH

STATISTICS ON NUMBER OF CASE REGISTERED AND SETTLEMENT STATUS IN TRIBUNAL FOR HOMEBUYER CLAIMS

| NEGERI STATE | BULAN MONTH | | | | | | | | | | | | JUMLAH PENDAFTARAN TOTAL REGISTRATION | STATUS KES CASE STATUS | |
|-------------------------|----------------|--------------|--------------|--------------|--------------|--------------|---------------|---------------|---------------|--------------|--------------|--------------|--|---------------------------|------------------|
| | JAN. JAN. | FEB. FEB. | MAR. MAR. | APR. APR. | MAY. MAY. | JUN. JUNE | JUL. JULY. | OGOS. AUG. | SEP. SEPT. | OKT. OCT. | NOV. NOV. | DIS. DEC. | | SELESAI SOLVED | BELUM PENDING |
| Johor | 50 | 31 | 101 | 33 | 98 | 34 | 37 | 29 | 23 | 10 | 11 | 6 | 463 | 438 | 25 |
| Kedah | 7 | 2 | 6 | 3 | 2 | - | 4 | - | 1 | 3 | 3 | 11 | 42 | 42 | - |
| Kelantan | 21 | 40 | 11 | - | 10 | - | 5 | 5 | 6 | 4 | 3 | - | 105 | 92 | 13 |
| Melaka | 10 | 4 | 20 | 12 | 12 | 8 | 4 | 10 | 2 | 6 | 5 | 8 | 101 | 79 | 22 |
| Negeri Sembilan | 12 | 15 | 22 | 6 | 7 | 15 | 34 | 15 | 2 | 9 | 5 | 1 | 143 | 133 | 10 |
| Pahang | 1 | 8 | 3 | 3 | 6 | - | 7 | 9 | 5 | 9 | - | 9 | 60 | 60 | - |
| Perak | 1 | 5 | 8 | 6 | 56 | 12 | 11 | 11 | 3 | 10 | 4 | 50 | 177 | 115 | 62 |
| Perlis | 1 | 5 | 3 | 3 | 2 | - | - | 3 | - | - | - | - | 17 | 17 | - |
| Pulau Pinang | 30 | 37 | 53 | 13 | 16 | 15 | 6 | 6 | 8 | 19 | 54 | 13 | 270 | 270 | - |
| Selangor | 40 | 31 | 94 | 30 | 37 | 14 | 23 | 36 | 54 | 57 | 50 | 30 | 496 | 496 | - |
| Terengganu | - | 1 | - | 2 | 9 | 4 | 14 | 4 | 14 | 14 | 4 | 6 | 72 | 35 | 37 |
| Wilayah Persekutuan | 10 | 3 | 12 | 17 | 2 | 4 | 10 | 20 | 10 | 16 | 22 | 10 | 136 | 106 | 30 |
| JUMLAH TOTAL | 183 | 182 | 333 | 128 | 257 | 106 | 155 | 148 | 128 | 157 | 161 | 144 | 2,082 | 1,883 | 199 |



BILANGAN KES YANG DIDAFTARKAN DI TRIBUNAL TUNTUTAN PEMBELI RUMAH MENGIKUT KATEGORI

NUMBER OF CASES REGISTERED CASES IN THE TRIBUNAL FOR HOMEBUYER CLAIMS BY CATEGORY

| BULAN <i>MONTH</i> | TEKNIKAL <i>TECHNICAL</i> | BUKAN TEKNIKAL <i>NON-TECHNICAL</i> |
|-------------------------------|------------------------------|--|
| Januari <i>January</i> | 24 | 159 |
| Februari <i>February</i> | 10 | 172 |
| Mac <i>March</i> | 75 | 258 |
| April <i>April</i> | 15 | 113 |
| Mei <i>May</i> | 24 | 233 |
| Jun <i>June</i> | 8 | 98 |
| Julai <i>July</i> | 10 | 145 |
| Ogos <i>August</i> | 17 | 131 |
| September <i>September</i> | 24 | 104 |
| Oktober <i>October</i> | 23 | 134 |
| November <i>November</i> | 30 | 131 |
| Disember <i>December</i> | 24 | 120 |
| JUMLAH <i>TOTAL</i> | 284 | 1,798 |

STATISTIK PERMOHONAN SEMAKAN KEHAKIMAN DI TRIBUNAL TUNTUTAN PEMBELI RUMAH UNTUK SEMAKAN KEHAKIMAN

STATISTICS ON APPLICATION IN THE TRIBUNAL FOR HOMEBUYER CLAIMS
FOR JUDICIAL REVIEW

| NEGERI STATE | 2016 | 2017 |
|------------------------|------------|------------|
| Johor | 22 | 72 |
| Kedah | 1 | - |
| Kelantan | - | - |
| Melaka | 27 | 13 |
| Negeri Sembilan | 1 | 1 |
| Pahang | 26 | 7 |
| Perak | - | 3 |
| Perlis | - | - |
| Pulau Pinang | 1 | - |
| Selangor | 55 | 2 |
| Terengganu | 5 | - |
| Wilayah Persekutuan | 66 | 46 |
| JUMLAH TOTAL | 204 | 144 |

**BILANGAN PENDAFTARAN DAN STATUS PENYELESAIAN KES DI
TRIBUNAL PENGURUSAN STRATA**
*NUMBER OF CASE REGISTERED AND SETTLEMENT STATUS IN TRIBUNAL
FOR STRATA MANAGEMENT*

| NEGERI STATE | BULAN MONTH | | | | | | | | | | | | JUMLAH PENDAFTARAN TOTAL REGISTRATION | STATUS KES CASE STATUS | |
|-------------------------|----------------|--------------|--------------|--------------|------------|---------------|--------------|--------------|--------------|--------------|--------------|--------------|--|---------------------------|------------------|
| | JAN. JAN. | FEB. FEB. | MAR. MAR. | APR. APR. | MEI MAY | JUN. JUNE. | JUL. JULY | OGOS AUG. | SEP. SEP. | OKT. OCT. | NOV. NOV. | DIS. DEC. | | SELESAI SOLVED | BELUM PENDING |
| Johor | - | 1 | 30 | - | 15 | 11 | 3 | 7 | 3 | 2 | 1 | - | 73 | 53 | 20 |
| Kedah | - | 1 | - | - | - | - | - | - | - | - | - | - | 1 | 1 | - |
| Kelantan | - | - | - | - | - | - | - | - | - | - | - | - | - | - | - |
| Melaka | - | - | - | 19 | - | 1 | 1 | 1 | 1 | - | - | 3 | 26 | 19 | 7 |
| Negeri Sembilan | 3 | 6 | - | 11 | 13 | - | 17 | 26 | 29 | 6 | 4 | 8 | 123 | 68 | 55 |
| Pahang | - | - | - | 29 | 11 | 116 | - | 10 | 66 | 2 | 22 | 2 | 258 | 129 | 129 |
| Perak | - | - | - | - | - | - | 1 | 1 | 3 | - | 1 | 2 | 8 | 7 | 1 |
| Perlis | - | - | - | - | - | - | - | - | - | - | - | - | - | - | - |
| Pulau Pinang | 18 | 29 | 64 | 24 | 38 | 60 | 17 | 27 | 22 | 16 | 31 | 76 | 422 | 373 | 49 |
| Selangor | 118 | 83 | 138 | 168 | 221 | 91 | 217 | 212 | 142 | 132 | 97 | 259 | 1878 | 1156 | 722 |
| Terengganu | - | - | - | - | - | - | 2 | - | - | - | - | - | 2 | 2 | - |
| Wilayah Persekutuan | 99 | 121 | 133 | 159 | 150 | 55 | 139 | 60 | 131 | 97 | 195 | 260 | 1599 | 927 | 672 |
| JUMLAH TOTAL | 238 | 241 | 365 | 410 | 448 | 334 | 397 | 344 | 397 | 255 | 351 | 610 | 4,390 | 2,735 | 1,655 |

STATISTIK PERMOHONAN SEMAKAN KEHAKIMAN DI TRIBUNAL PENGURUSAN STRATA
STATISTICS ON APPLICATION IN THE TRIBUNAL FOR STRATA MANAGEMENT FOR JUDICIAL REVIEW

| NEGERI <i>STATE</i> | 2016 | 2017 |
|-------------------------------|-------------|-------------|
| Johor | - | - |
| Kedah | - | - |
| Kelantan | - | - |
| Melaka | - | - |
| Negeri Sembilan | - | 14 |
| Pahang | - | - |
| Perak | - | - |
| Perlis | - | - |
| Pulau Pinang | - | - |
| Selangor | 98 | - |
| Terengganu | - | - |
| Wilayah Persekutuan | 5 | 4 |
| JUMLAH <i>TOTAL</i> | 103 | 18 |



**JABATAN BOMBA DAN
PENYELAMAT MALAYSIA**

BILANGAN ANGGOTA BOMBA

NUMBER OF FIRE FIGHTERS



BOMBA TETAP/ *PERMANENT*

11,683 (34.7%)

BOMBA BANTUAN/ *AUXILIARY*

1,902 (5.7%)

BOMBA SUKARELA/ *VOLUNTEER*

13,709 (40.7%)

BOMBA KOMUNITI/ *COMMUNITY*

6,351 (18.9%)



BILANGAN BALAI BOMBA

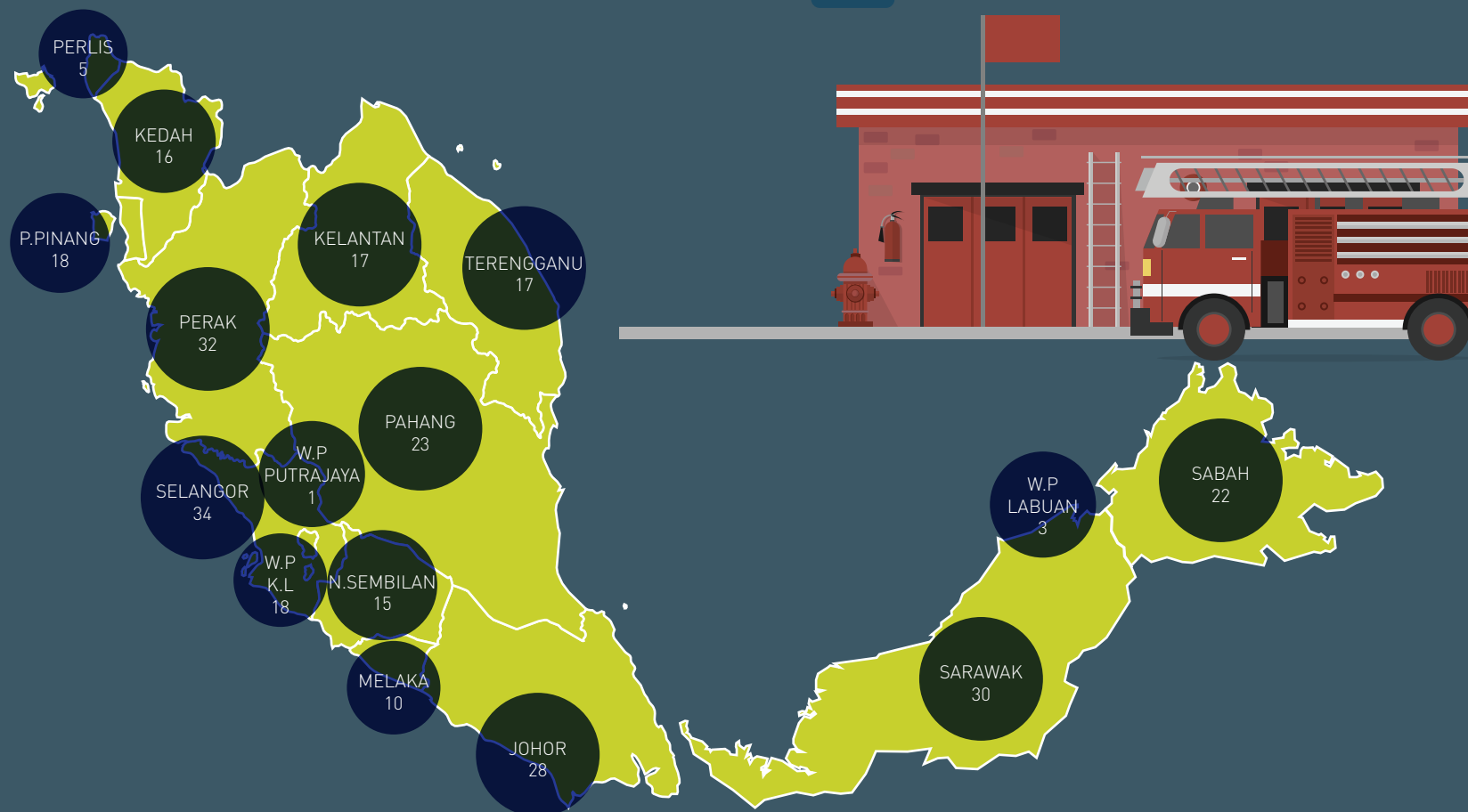
NUMBER OF FIRE STATIONS



2017 : 289

2016 : 281

2015 : 279



PANGGILAN DITERIMA OLEH JABATAN

NUMBER OF CALLS RECEIVED
BY DEPARTMENT



29,356



Panggilan kebakaran diterima
Fire related calls received

54,884



Panggilan menyelamatkan diterima
Rescue related calls received

2,392



Panggilan khidmat khas diterima
Special service related calls received

350



Panggilan palsu diterima
False calls received



STATISTIK BALAI DAN ANGGOTA BOMBA
STATISTICS ON OPERATING FIRE STATIONS AND FIREFIGHTERS

| NEGERI STATE | BILANGAN BALAI NUMBER OF FIRE STATIONS | BILANGAN ANGGOTA BOMBA NUMBER OF FIRE FIGHTERS | | | |
|-------------------------|---|---|----------------------|-----------------------|-----------------------|
| | | TETAP PERMANENT | BANTUAN AUXILIARY | SUKARELA VOLUNTEER | KOMUNITI COMMUNITY |
| Johor | 28 | 1,129 | 216 | 908 | 473 |
| Kedah | 16 | 668 | 75 | 1,554 | 143 |
| Kelantan | 17 | 552 | 167 | 365 | 379 |
| Melaka | 10 | 429 | 51 | 240 | 144 |
| Negeri Sembilan | 15 | 625 | 132 | 489 | 106 |
| Pahang | 23 | 894 | 108 | 1,897 | 1,133 |
| Perak | 32 | 1,135 | 222 | 1,687 | 538 |
| Perlis | 5 | 202 | 21 | 374 | 165 |
| Pulau Pinang | 18 | 794 | 96 | 1,659 | 291 |
| Sabah | 22 | 819 | 187 | 1,358 | 539 |
| Sarawak | 30 | 1,137 | 186 | 1,810 | 1,043 |
| Selangor | 34 | 1,466 | 216 | 832 | 227 |
| Terengganu | 17 | 644 | 225 | 321 | 602 |
| W.P. Kuala Lumpur | 18 | 897 | - | 129 | 160 |
| W.P. Labuan | 3 | 167 | - | 86 | 80 |
| W.P. Putrajaya | 1 | 125 | - | - | 328 |
| JUMLAH TOTAL | 289 | 11,683 | 1,902 | 13,709 | 6,351 |

STATISTIK PANGGILAN DITERIMA OLEH JABATAN BOMBA DAN PENYELAMAT MALAYSIA
STATISTICS ON NUMBER OF CALLS RECEIVED BY FIRE AND RESCUE DEPARTMENT

| NEGERI <i>STATE</i> | JUMLAH PANGGILAN <i>TOTAL CALLS</i> | KATEGORI <i>CATEGORY</i> | | | PANGGILAN PALSU <i>FALSE CALL</i> |
|--------------------------------|---|-----------------------------|-----------------------------|--|---|
| | | KEBAKARAN <i>FIRE</i> | MENYELAMAT <i>RESCUE</i> | KHIDMAT KHAS <i>SPECIAL SERVICE</i> | |
| Johor | 10,608 | 3,610 | 6,578 | 321 | 99 |
| Kedah | 6,091 | 1,884 | 3,782 | 390 | 35 |
| Kelantan | 2,354 | 1,160 | 990 | 199 | 5 |
| Melaka | 3,553 | 1,150 | 2,297 | 97 | 9 |
| Negeri Sembilan | 3,471 | 1,272 | 2,151 | 17 | 31 |
| Pahang | 4,156 | 1,342 | 2,731 | 66 | 17 |
| Perak | 9,119 | 3,579 | 5,439 | 96 | 5 |
| Perlis | 762 | 382 | 375 | 4 | 1 |
| Pulau Pinang | 6,431 | 2,138 | 4,155 | 56 | 82 |
| Sabah | 5,856 | 1,739 | 4,071 | 36 | 10 |
| Sarawak | 7,725 | 1,797 | 5,106 | 801 | 21 |
| Selangor | 18,984 | 6,391 | 12,491 | 91 | 11 |
| Terengganu | 2,844 | 1,160 | 1,476 | 204 | 4 |
| W.P. Kuala Lumpur | 3,694 | 1,505 | 2,161 | 12 | 16 |
| W.P. Labuan | 718 | 161 | 553 | - | 4 |
| W.P. Putrajaya | 616 | 86 | 528 | 2 | - |
| JUMLAH <i>TOTAL</i> | 86,982 | 29,356 | 54,884 | 2,392 | 350 |

STATISTIK KEMATIAN DAN KECEDEeraan AKIBAT KEBAKARAN
STATISTICS ON DEATH AND INJURY DUE TO FIRE

| NEGERI STATE | 2016 | | | 2017 | | |
|-------------------------|---|-------------------|--------------------|---|-------------------|--------------------|
| | BILANGAN KES KEBAKARAN NUMBER OF FIRE CASES | KEBAKARAN FIRE | | BILANGAN KES KEBAKARAN NUMBER OF FIRE CASES | KEBAKARAN FIRE | |
| | | MATI DEATH | CEDEERA INJURED | | MATI DEATH | CEDEERA INJURED |
| Johor | 5,148 | 17 | 44 | 3,610 | 19 | 53 |
| Kedah | 4,371 | 6 | 31 | 1,884 | 10 | 35 |
| Kelantan | 2,209 | 4 | 26 | 1,160 | 2 | 18 |
| Melaka | 2,466 | 3 | 30 | 1,150 | 4 | 39 |
| Negeri Sembilan | 2,119 | 6 | 23 | 1,272 | 11 | 21 |
| Pahang | 2,938 | 4 | 36 | 1,342 | 5 | 24 |
| Perak | 6,576 | 8 | 51 | 3,579 | 11 | 48 |
| Perlis | 1,087 | 1 | 7 | 382 | - | 1 |
| Pulau Pinang | 3,495 | 4 | 31 | 2,138 | 7 | 29 |
| Sabah | 4,620 | 19 | 36 | 1,739 | 18 | 27 |
| Sarawak | 2,012 | 10 | 32 | 1,797 | 15 | 32 |
| Selangor | 8,161 | 20 | 79 | 6,391 | 31 | 72 |
| Terengganu | 2,391 | 2 | 14 | 1,160 | 3 | 22 |
| W.P. Kuala Lumpur | 1,698 | 1 | 31 | 1,505 | 29 | 19 |
| W.P. Labuan | 488 | 2 | 2 | 161 | - | 4 |
| W.P. Putrajaya | 96 | - | 4 | 86 | - | 2 |
| JUMLAH TOTAL | 49,875 | 107 | 477 | 29,356 | 165 | 446 |

STATISTIK KEMATIAN DAN KECEDEeraan BAGI KES MENYELAMAT
STATISTICS ON DEATH AND INJURY FOR RESCUE CASES

| NEGERI STATE | 2016 | | | 2017 | | |
|-------------------------|---|---------------|--------------------|---|---------------|--------------------|
| | BILANGAN KES MENYELAMAT NUMBER OF RESCUE CASES | MATI DEATH | CEDEERA INJURED | BILANGAN KES MENYELAMAT NUMBER OF RESCUE CASES | MATI DEATH | CEDEERA INJURED |
| Johor | 4,734 | 211 | 694 | 6,578 | 178 | 792 |
| Kedah | 3,115 | 99 | 423 | 3,782 | 103 | 519 |
| Kelantan | 824 | 101 | 363 | 990 | 112 | 386 |
| Melaka | 1,674 | 61 | 439 | 2,297 | 60 | 529 |
| Negeri Sembilan | 1,340 | 84 | 420 | 2,151 | 78 | 364 |
| Pahang | 1,906 | 136 | 499 | 2,731 | 123 | 640 |
| Perak | 4,297 | 133 | 575 | 5,439 | 181 | 706 |
| Perlis | 365 | 5 | 78 | 375 | 17 | 53 |
| Pulau Pinang | 3,190 | 89 | 351 | 4,155 | 103 | 1,044 |
| Sabah | 2,466 | 98 | 360 | 4,071 | 129 | 392 |
| Sarawak | 3,144 | 151 | 367 | 5,106 | 158 | 579 |
| Selangor | 9,514 | 249 | 910 | 12,491 | 186 | 1,055 |
| Terengganu | 1,247 | 83 | 357 | 1,476 | 89 | 497 |
| W.P. Kuala Lumpur | 1,800 | 64 | 156 | 2,161 | 53 | 148 |
| W.P. Labuan | 353 | 2 | 16 | 553 | 1 | 5 |
| W.P. Putrajaya | 433 | 4 | 33 | 528 | 4 | 21 |
| JUMLAH TOTAL | 40,402 | 1,570 | 6,041 | 54,884 | 1,575 | 7,730 |

STATISTIK KHIDMAT KHAS
STATISTICS ON SPECIAL SERVICE

| NEGERI <i>STATE</i> | 2013 | 2014 | 2015 | 2016 | 2017 |
|--------------------------------|--------------|--------------|--------------|--------------|--------------|
| Johor | 152 | 213 | 325 | 220 | 321 |
| Kedah | 255 | 363 | 480 | 409 | 390 |
| Kelantan | 20 | 36 | 156 | 168 | 199 |
| Melaka | 343 | 348 | 373 | 171 | 97 |
| Negeri Sembilan | 36 | 41 | 15 | 13 | 17 |
| Pahang | 155 | 20 | 75 | 23 | 66 |
| Perak | 99 | 73 | 85 | 81 | 96 |
| Perlis | 22 | 22 | 22 | 7 | 4 |
| Pulau Pinang | 44 | 53 | 91 | 68 | 56 |
| Sabah | 53 | 52 | 39 | 44 | 36 |
| Sarawak | 16 | 27 | 38 | 122 | 801 |
| Selangor | 124 | 73 | 59 | 44 | 91 |
| Terengganu | 103 | 138 | 150 | 190 | 204 |
| W.P. Kuala Lumpur | 89 | 38 | 9 | 3 | 12 |
| W.P. Labuan | 3 | 14 | 7 | - | - |
| W.P. Putrajaya | 58 | 63 | 27 | 12 | 2 |
| JUMLAH <i>TOTAL</i> | 1,572 | 1,574 | 1,951 | 1,575 | 2,392 |

STATISTIK TAKSIRAN KERUGIAN DAN NILAI HARTA YANG DISELAMATKAN

STATISTICS ON ESTIMATED LOSS AND PROPERTY RESCUED

| NEGERI STATE | KERUGIAN LOSS | | | | DISELAMATKAN RESCUED | | | |
|-------------------------|--------------------------------|--------------------------------|--|--|---------------------------------------|---------------------------------------|---|---|
| | KERUGIAN LOSS 2016 RM | KERUGIAN LOSS 2017 RM | INDIKATOR KERUGIAN LOSS INDICATOR | PERATUSAN KERUGIAN LOSS PERCENTAGE % | DISELAMATKAN RESCUED 2016 RM | DISELAMATKAN RESCUED 2017 RM | INDIKATOR DISELAMATKAN RESCUED INDICATOR | PERATUSAN HARTA DISELAMATKAN PERCENTAGE OF RESCUED % |
| Johor | 530,804,785 | 564,552,741 | ↑ | 6.4 | 895,358,752 | 3,182,543,569 | ↑ | 255.4 |
| Kedah | 36,734,227 | 111,383,368 | ↑ | 203.2 | 2,125,737,562 | 542,128,053 | ↓ | -74.5 |
| Kelantan | 217,724,847 | 232,045,483 | ↑ | 6.6 | 1,654,084,315 | 888,040,410 | ↓ | -46.3 |
| Melaka | 33,128,912 | 32,673,351 | ↓ | -1.4 | 1,510,176,706 | 937,117,349 | ↓ | -37.9 |
| Negeri Sembilan | 69,698,484 | 137,518,799 | ↑ | 97.3 | 644,577,254 | 914,841,212 | ↑ | 41.9 |
| Pahang | 31,099,661 | 344,005,396 | ↑ | 1,006.1 | 839,644,143 | 329,564,360 | ↓ | -60.7 |
| Perak | 169,130,216 | 170,127,048 | ↑ | 0.6 | 919,337,305 | 5,698,770,440 | ↑ | 519.9 |
| Perlis | 153,615,215 | 43,408,184 | ↓ | -71.7 | 94,089,924 | 257,689,150 | ↑ | 173.9 |
| Pulau Pinang | 223,427,057 | 912,804,873 | ↑ | 308.5 | 4,780,970,398 | 7,032,929,669 | ↑ | 47.1 |
| Sabah | 509,399,341 | 580,518,607 | ↑ | 14.0 | 1,268,033,741 | 1,027,028,472 | ↓ | -19.0 |
| Sarawak | 225,327,876 | 902,300,486 | ↑ | 300.4 | 79,069,859 | 330,027,926 | ↑ | 317.4 |
| Selangor | 562,360,844 | 734,124,093 | ↑ | 30.5 | 19,397,870,950 | 28,109,206,677 | ↑ | 44.9 |
| Terengganu | 20,812,789 | 373,259,082 | ↑ | 1,693.4 | 51,607,927 | 121,853,143 | ↑ | 136.1 |
| W.P. Kuala Lumpur | 81,300,246 | 70,662,676 | ↓ | -13.1 | 1,487,910,041 | 1,361,772,307 | ↓ | -8.5 |
| W.P. Labuan | 1,848,176 | 1,557,100 | ↓ | -15.7 | 48,074,260 | 19,796,900 | ↓ | -58.8 |
| W.P. Putrajaya | 330,300 | 1,030,305 | ↑ | 211.9 | 20,376,070 | 213,910,420 | ↑ | 949.8 |
| JUMLAH TOTAL | 2,866,742,975 | 5,211,971,591 | ↑ | 81.8 | 35,816,919,207 | 50,967,220,058 | ↑ | 42.3 |

STATISTIK KEBAKARAN MENGIKUT JENIS KES KEBAKARAN

FIRE STATISTICS BY TYPE OF FIRE CASE

| JENIS KES KEBAKARAN TYPE OF FIRE CASE | JHR. | KDH. | KEL. | MLK. | NS. | PHG. | PRK. | PLS. | PNG. | SBH. | SWK. | SEL. | TRG. | W.P. K.L. | W.P. LAB. | W.P. PTJY. | JUMLAH TOTAL |
|---|--------------|--------------|--------------|--------------|--------------|--------------|--------------|------------|--------------|--------------|--------------|--------------|--------------|--------------|--------------|---------------|-----------------|
| Bangunan dan Isinya <i>Building and Its Content</i> | 490 | 512 | 198 | 130 | 305 | 226 | 389 | 34 | 398 | 452 | 457 | 1,051 | 158 | 646 | 25 | 14 | 5,485 |
| Kenderaan <i>Vehicle</i> | 583 | 208 | 105 | 149 | 198 | 211 | 413 | 17 | 249 | 172 | 179 | 928 | 92 | 295 | 7 | 7 | 3,813 |
| Mesin <i>Machine</i> | 33 | 5 | 3 | 6 | 4 | 7 | 19 | 1 | 16 | 11 | 7 | 33 | 3 | 1 | - | 2 | 151 |
| Alat Perkakas <i>Tools</i> | 344 | 29 | 52 | 35 | 41 | 57 | 219 | 15 | 114 | 72 | 131 | 353 | 65 | 25 | 3 | 18 | 1,573 |
| Petrol | - | 1 | - | 1 | - | - | 1 | - | - | - | 2 | 2 | - | 1 | - | - | 8 |
| Bahan Kimia <i>Chemical Item</i> | - | - | - | 1 | - | - | - | - | 1 | - | - | 1 | - | - | - | - | 3 |
| Gas | 49 | 24 | 53 | 43 | 14 | 37 | 58 | 3 | 73 | 44 | 29 | 131 | 20 | 3 | 1 | 5 | 587 |
| Kapal Terbang <i>Aeroplane</i> | - | - | - | - | - | - | - | - | - | - | - | - | - | - | - | - | - |
| Helikopter <i>Helicopter</i> | - | - | - | - | - | - | - | - | - | - | - | - | - | - | - | - | - |
| Kapal Laut <i>Ship</i> | 1 | - | 1 | - | - | 1 | 1 | - | - | - | 5 | - | - | - | - | - | 9 |
| Feri <i>Ferry</i> | - | - | - | - | - | - | - | - | - | - | - | - | - | - | - | - | - |
| Bot <i>Boat</i> | 3 | 0 | 1 | - | - | 2 | 3 | - | 1 | - | 1 | 2 | - | - | 1 | - | 14 |
| Kebun/Ladang <i>Farm</i> | 81 | 9 | 8 | 7 | 14 | 9 | 68 | 7 | 5 | 30 | 25 | 120 | 7 | - | 1 | - | 391 |
| Hutan <i>Forest</i> | 89 | 16 | 58 | 3 | 74 | 52 | 87 | 1 | 39 | 93 | 45 | 236 | 39 | 10 | 6 | - | 848 |
| Belukar/Lalang <i>Bush/Weed</i> | 858 | 425 | 146 | 321 | 203 | 264 | 1,070 | 146 | 347 | 347 | 511 | 963 | 475 | 51 | 81 | 12 | 6,220 |
| Sampah <i>Garbage</i> | 361 | 40 | 45 | 95 | 99 | 60 | 290 | 5 | 258 | 102 | 161 | 843 | 37 | 118 | 8 | 13 | 2,535 |
| Gerai <i>Stall</i> | 9 | 18 | 5 | 3 | 8 | 7 | 12 | 2 | 4 | 13 | 10 | 16 | 4 | 14 | - | - | 125 |
| Lain-lain <i>Others</i> | 709 | 597 | 485 | 356 | 312 | 409 | 949 | 151 | 633 | 403 | 234 | 1,712 | 260 | 341 | 28 | 15 | 7,594 |
| JUMLAH TOTAL | 3,610 | 1,884 | 1,160 | 1,150 | 1,272 | 1,342 | 3,579 | 382 | 2,138 | 1,739 | 1,797 | 6,391 | 1,160 | 1,505 | 161 | 86 | 29,356 |

STATISTIK KEBAKARAN MENGIKUT JENIS BANGUNAN

FIRE STATISTICS BY TYPE OF BUILDING

| JENIS BANGUNAN TYPE OF BUILDING | JUMLAH TOTAL | JENIS BANGUNAN TYPE OF BUILDING | JUMLAH TOTAL |
|---|-----------------|--|-----------------|
| Kedai / Shop | 555 | Sekolah Rendah Kerajaan / Government Primary School | 38 |
| Kilang / Factory | 277 | Sekolah Rendah Swasta / Private Primary School | 1 |
| Gudang / Warehouse | 22 | Sekolah Menengah Kerajaan / Government Secondary School | 29 |
| Stor / Store | 271 | Sekolah Menengah Swasta / Private Secondary School | 2 |
| Bengkel / Workshop | 85 | Prasekolah/Tadika Kerajaan / Government Pre-school/Kindergarten | 9 |
| Hotel | 32 | Prasekolah/Tadika Swasta / Private Pre-school/Kindergarten | 4 |
| Pusat Membeli-belah / Shopping Centre | 34 | Asrama Sekolah / School Hostel | 19 |
| Pejabat / Office | 151 | Asrama Pekerja / Workers Hostel | 49 |
| Dewan Orang Ramai / Public Hall | 23 | Hospital/Klinik Awam / Public Hospital/Clinic | 22 |
| Panggung Wayang / Cinema | 1 | Hospital/Klinik Swasta / Private Hospital/ Clinic | 8 |
| Kelab/Pub/Bar Hiburan / Entertainment Club/ Pub/Bar | 7 | Rumah Kediaman / Residential House | 1,300 |
| Kedai Makan/Restoran / Restaurant | 79 | Gereja / Church | 6 |
| Rumah Teres / Terrace House | 901 | Premis Ladang Ternakan / Livestock Estate | 12 |
| Rumah Flat / Flat House | 335 | Premis/Hotel Bajet / Budget Hotel / Premise | 8 |
| Apartment/Kondominium / Apartment/ Condominium | 219 | Asrama/Rumah Tumpangan / Hostel/ Homestay | 23 |
| Setinggan / Squatters | 127 | Rumah Kedai / Shophouse | 107 |
| Rumah Panjang/Tradisional / Long / Traditional House | 109 | Lain-lain / Others | 230 |
| Masjid/Surau / Mosque/Surau | 19 | | |
| Tokong / Temple | 29 | | |
| Kuil / Temple | 6 | | |
| Dapur / Kitchen | 309 | | |
| Makmal / Laboratory | 10 | | |
| IPTA / Public Higher Education Institution | 13 | | |
| IPTS / Private Higher Education Institution | 4 | | |
| | | JUMLAH TOTAL | 5,485 |

STATISTIK PUNCA KEBAKARAN CAUSE OF FIRE STATISTICS

| PUNCA KES KEBAKARAN <i>CAUSE OF FIRE CASE</i> | JHR. | KDH. | KEL. | MLK. | NS. | PHG. | PRK. | PLS. | PNG. | SBH. | SWK. | SEL. | TRG. | W.P. K.L. | W.P. LAB. | W.P. PTJY. | JUMLAH TOTAL |
|---|--------------|--------------|--------------|--------------|--------------|--------------|--------------|------------|--------------|--------------|--------------|--------------|--------------|--------------|--------------|---------------|-----------------|
| Elektrik <i>Electricity</i> | 95 | 60 | 170 | 120 | 43 | 64 | 93 | 29 | 269 | 24 | 125 | 276 | 138 | 218 | 5 | 8 | 1,737 |
| Puntung Rokok <i>Cigarette Bud</i> | 71 | 3 | 10 | 3 | 7 | 10 | 4 | 2 | 79 | 4 | 29 | 29 | 25 | 30 | - | 1 | 307 |
| Percikan Api <i>Fire Spark</i> | 20 | 2 | 9 | 6 | 2 | 6 | 4 | - | 12 | 1 | 43 | 18 | 28 | 20 | - | - | 171 |
| Mercun/Bunga Api <i>Firecracker/Firework</i> | 3 | 2 | - | 2 | - | - | - | - | 4 | - | 2 | - | 2 | 3 | - | - | 18 |
| Ubat Nyamuk/Lilin/ Colok <i>Mosquito Coil/ Candle/Joss Stick</i> | 9 | 1 | 6 | 5 | 3 | 4 | 1 | 1 | 14 | 3 | 11 | 10 | 7 | 13 | 1 | - | 89 |
| Dapur Gas/Minyak <i>Gas/Kerosene Stove</i> | 40 | 13 | 32 | 42 | 16 | 20 | 20 | 5 | 95 | 6 | 63 | 62 | 27 | 66 | 2 | 10 | 519 |
| Reaksi Spontan <i>Spontaneous Reaction</i> | 4 | - | - | 2 | 1 | 4 | 2 | - | 9 | - | 18 | 20 | 4 | 6 | 1 | - | 71 |
| Sengaja Dibakar (Niat Baik) <i>Deliberately Set Fire (Good Intention)</i> | 164 | 83 | 90 | 149 | 31 | 24 | 89 | 41 | 206 | 3 | 160 | 152 | 259 | 32 | - | 1 | 1,484 |
| Sengaja Dibakar (Niat Jahat) <i>Deliberately Set Fire (Arson)</i> | 32 | 5 | 5 | 5 | 5 | 5 | - | - | 24 | 3 | 38 | 21 | 5 | 43 | - | - | 191 |
| Tindak Balas Kimia <i>Chemical Reaction</i> | 1 | - | - | 1 | - | - | - | - | 1 | - | 2 | - | 2 | - | - | - | 7 |
| Mancis Api <i>Match</i> | 8 | 1 | 4 | 4 | 1 | 1 | 3 | - | 4 | 2 | 15 | 5 | 7 | 8 | - | - | 63 |
| Lain-lain <i>Others</i> | 3,100 | 1,710 | 824 | 801 | 1,162 | 1,189 | 3,295 | 304 | 1,408 | 1,689 | 1,272 | 5,773 | 617 | 1,057 | 151 | 65 | 24,417 |
| Tidak Diketahui <i>Unknown</i> | 63 | 4 | 10 | 10 | 1 | 15 | 68 | 0 | 13 | 4 | 19 | 25 | 39 | 9 | 1 | 1 | 282 |
| JUMLAH TOTAL | 3,610 | 1,884 | 1,160 | 1,150 | 1,272 | 1,342 | 3,579 | 382 | 2,138 | 1,739 | 1,797 | 6,391 | 1,160 | 1,505 | 161 | 86 | 29,356 |

STATISTIK PUNCA KEBAKARAN BANGUNAN CAUSE OF BUILDING FIRE STATISTICS

| KEBAKARAN CAUSE OF FIRE CASES | JHR. | KDH. | KEL. | MLK. | NS. | PHG. | PRK. | PLS. | PNG. | SBH. | SWK. | SEL. | TRG. | W.P. K.L. | W.P. LAB. | W.P. PTJY. | JUMLAH TOTAL |
|---|------------|------------|------------|------------|------------|------------|------------|-----------|------------|------------|------------|--------------|------------|--------------|--------------|---------------|-----------------|
| Elektrik <i>Electricity</i> | 10 | 23 | 21 | 21 | 9 | 12 | 9 | 2 | 32 | 7 | 58 | 48 | 26 | 103 | 3 | 1 | 385 |
| Puntung Rokok <i>Cigarette Bud</i> | 4 | - | 3 | 1 | 1 | 1 | 1 | - | 3 | 1 | 4 | 8 | - | 17 | - | - | 44 |
| Percikan Api <i>Fire Spark</i> | 3 | - | - | 2 | 1 | 2 | - | - | 1 | - | 3 | 3 | 6 | 8 | - | - | 29 |
| Mercun/Bunga Api <i>Firecracker/Firework</i> | 1 | 1 | - | - | - | - | - | - | - | - | 1 | - | - | 2 | - | - | 5 |
| Ubat Nyamuk/Lilin/ Colok <i>Mosquito Coil/ Candle/ Joss Stick</i> | 4 | 1 | 3 | 3 | 1 | 2 | - | - | 1 | 3 | 7 | 5 | 5 | 11 | 1 | - | 47 |
| Dapur Gas/Minyak <i>Gas/Kerosene Stove</i> | 5 | 8 | 11 | 10 | 11 | 6 | 3 | - | 48 | 4 | 33 | 16 | 10 | 61 | 1 | 5 | 232 |
| Reaksi Spontan <i>Spontaneous Reaction</i> | - | - | - | - | 1 | - | 1 | - | 1 | - | 1 | 1 | 1 | - | 1 | - | 7 |
| Sengaja Dibakar (Niat Baik) <i>Deliberately Set Fire (Good Intention)</i> | 2 | - | 3 | 1 | - | - | 2 | 1 | 4 | - | - | 1 | 2 | 2 | - | - | 18 |
| Sengaja Dibakar (Niat Jahat) <i>Deliberately Set Fire (Arson)</i> | 3 | 3 | 1 | 2 | - | - | - | - | 1 | 1 | 5 | 4 | 3 | 12 | - | - | 35 |
| Tidak Diketahui <i>Unknown</i> | 12 | 1 | 2 | 3 | - | 4 | 13 | - | 4 | 1 | 3 | 2 | 17 | 4 | - | - | 66 |
| Tindak Balas Kimia <i>Chemical Reaction</i> | - | - | - | - | - | - | - | - | 1 | - | - | - | - | - | - | - | 1 |
| Mancis Api <i>Match</i> | 2 | 1 | 3 | 4 | 1 | 1 | - | - | - | 2 | 4 | 3 | 3 | 4 | - | - | 28 |
| Lain-lain punca <i>Others</i> | 444 | 474 | 151 | 83 | 280 | 198 | 360 | 31 | 302 | 433 | 338 | 960 | 85 | 422 | 19 | 8 | 4,588 |
| JUMLAH TOTAL | 490 | 512 | 198 | 130 | 305 | 226 | 389 | 34 | 398 | 452 | 457 | 1,051 | 158 | 646 | 25 | 14 | 5,485 |

PERANGKAAAN KHIDMAT KHAS STATISTICS ON SPECIAL SERVICE

| KHIDMAT KHAS SPECIAL SERVICE | JHR. | KDH. | KEL. | MLK. | NS. | PHG. | PRK. | PLS. | PNG. | SBH. | SWK. | SEL. | TRG. | W.P. K.L. | W.P. LAB. | W.P. PTJY. | JUMLAH TOTAL |
|---|------------|------------|------------|-----------|-----------|-----------|-----------|----------|-----------|-----------|------------|-----------|------------|--------------|--------------|---------------|-----------------|
| Kawal Pembakaran Kertas Colok <i>Control of Joss Paper Burning</i> | 2 | 3 | 1 | 1 | - | - | 1 | - | - | - | 4 | 14 | 1 | - | - | 0 | 27 |
| Kawal Pembakaran Jerami <i>Control of Straw Burning</i> | - | - | - | - | - | - | - | - | - | - | - | - | - | - | - | - | - |
| Bantuan Kepada Agensi Kerajaan <i>Assistance to Government Agencies</i> | 62 | 161 | 35 | 1 | 1 | 54 | 6 | - | 5 | 2 | 71 | 8 | 39 | 1 | - | - | 446 |
| Bantuan Kepada Bukan Agensi Kerajaan <i>Assistance to Non-Government Agencies</i> | 5 | 13 | 12 | - | 2 | 5 | 1 | 1 | 4 | - | 19 | 1 | 10 | - | - | - | 73 |
| Gotong-Royong | 72 | 53 | 31 | 5 | 4 | - | 1 | - | 21 | - | 66 | - | 80 | - | - | - | 333 |
| Bantuan Keselamatan Semasa Perayaan atau Majlis <i>Safety Assistance During Festival or Function</i> | 8 | 55 | - | - | - | 1 | - | - | 2 | - | 156 | - | 1 | 1 | - | - | 224 |
| Perfileman <i>Filming</i> | 2 | 3 | - | 1 | - | - | - | - | - | - | - | 9 | - | - | - | - | 15 |
| Lain-lain Khidmat Khas <i>Other Special Services</i> | 141 | 78 | 119 | 5 | 6 | 6 | 87 | 1 | 17 | 34 | 465 | 47 | 69 | 9 | - | 1 | 1,085 |
| Kawal pembakaran bunga api mercun <i>Control of Firework/ Firecracker Burning</i> | 29 | 24 | 1 | 84 | 4 | - | - | 2 | 7 | - | 20 | 12 | 4 | 1 | - | 1 | 189 |
| JUMLAH TOTAL | 321 | 390 | 199 | 97 | 17 | 66 | 96 | 4 | 56 | 36 | 801 | 91 | 204 | 12 | 0 | 2 | 2,392 |

PERANGKAAAN PENYELAMATAN DAN KHIDMAT KEMANUSIAAN

STATISTICS ON RESCUE AND HUMANITARIAN SERVICES

| JENIS TYPE | JHR. | KDH. | KEL. | MLK. | NS. | PHG. | PRK. | PLS. | PNG. | SBH. | SWK. | SEL. | TRG. | W.P. K.L. | W.P. LAB | W.P. PTRJ. | JUMLAH TOTAL |
|--|---|------------|------------|------------|------------|------------|------------|-----------|------------|------------|------------|--------------|------------|--------------|-------------|---------------|-----------------|
| | KEMALANGAN JALAN RAYA ROAD ACCIDENTS | | | | | | | | | | | | | | | | |
| Kemalangan Jalan Raya Bandaran/Jalan Raya Biasa <i>Town / Normal Road Accidents</i> | 537 | 246 | 113 | 166 | 196 | 360 | 362 | 36 | 712 | 370 | 476 | 625 | 101 | 97 | 12 | 14 | 4,423 |
| Kemalangan Jalan Persekutuan/Jln Raya Utama <i>Federal/Main Road Accidents</i> | 99 | 83 | 91 | 57 | 31 | 73 | 209 | 3 | 76 | 102 | 117 | 123 | 89 | 48 | 1 | 7 | 1,209 |
| Kemalangan Lebu Raya <i>Highway Accident</i> | 151 | 90 | 29 | 58 | 90 | 112 | 204 | 5 | 91 | 2 | 34 | 395 | 40 | 45 | - | - | 1,346 |
| Kemalangan di Lain-Lain Jenis Jalan Raya <i>Accidents in Other Type of Roads</i> | 102 | 17 | 33 | 22 | 15 | 9 | 61 | 5 | 11 | 39 | 57 | 48 | 16 | 6 | - | - | 441 |
| JUMLAH TOTAL | 889 | 436 | 266 | 303 | 332 | 554 | 836 | 49 | 890 | 513 | 684 | 1,191 | 246 | 196 | 13 | 21 | 7,419 |

| JENIS TYPE | JHR. | KDH. | KEL. | MLK. | NS. | PHG. | PRK. | PLS. | PNG. | SBH. | SWK. | SEL. | TRG. | W.P. K.L. | W.P. LAB | W.P. PTRJ. | JUMLAH TOTAL |
|---|---|------------|-----------|------------|-----------|------------|------------|-----------|------------|------------|------------|------------|-----------|--------------|-------------|---------------|-----------------|
| | TUMPAHAN DAN KEBOCORAN BAHAN BERBAHAYA HAZARDOUS MATERIAL SPILL AND LEAK | | | | | | | | | | | | | | | | |
| Petroleum (Petrol, Diesel, LPG dll Produk Petroleum) <i>Petroleum (Petrol, Diesel, LPG and other Petroleum Product)</i> | 165 | 67 | 24 | 94 | 26 | 32 | 97 | 31 | 113 | 12 | 260 | 216 | 58 | 25 | 1 | 44 | 1,265 |
| Bahan Kimia (Asid, Alkali, Bes) <i>Chemical Material (Acid, Alkaline, BeS)</i> | 69 | 43 | 26 | 22 | 22 | 52 | 46 | 7 | 46 | 67 | 69 | 94 | 19 | 40 | 3 | - | 625 |
| Bahan Bahaya Lain (Agen Biologi, Anthrax, Radioaktif) <i>Other hazardous materials (Biology Agent, Anthrax, Radioactive)</i> | 17 | 4 | 6 | - | 11 | 5 | 13 | - | 2 | 2 | 9 | 19 | 6 | 3 | - | - | 97 |
| Bahan Tidak Bahaya (Minyak Kelapa Sawit, Yis) <i>Non Hazardous Materials (Palm Oil, Yeast)</i> | 18 | 10 | 2 | - | 5 | 5 | 19 | 2 | 34 | 6 | 17 | 38 | 1 | - | - | - | 157 |
| Kebocoran Gas <i>Gas Leak</i> | 45 | 30 | 2 | 35 | 21 | 15 | 33 | 1 | 34 | 17 | 18 | 125 | 7 | 40 | 1 | 4 | 428 |
| JUMLAH TOTAL | 314 | 154 | 60 | 151 | 85 | 109 | 208 | 41 | 229 | 104 | 373 | 492 | 91 | 108 | 5 | 48 | 2,572 |

PERANGKAAAN PENYELAMATAN DAN KHIDMAT KEMANUSIAAN (samb.)
STATISTICS ON RESCUE AND HUMANITARIAN SERVICES (cont.)

| JENIS TYPE | JHR. | KDH. | KEL. | MLK. | NS. | PHG. | PRK. | PLS. | PNG. | SBH. | SWK. | SEL. | TRG. | W.P. K.L. | W.P. LAB | W.P. PTRJ. | JUMLAH TOTAL |
|--|--|-----------|-----------|-----------|-----------|-----------|-----------|-----------|------------|-----------|------------|------------|-----------|--------------|-------------|---------------|-----------------|
| | KECEMASAN BANGUNAN /STRUKTUR BUILDING / STRUCTURE EMERGENCIES | | | | | | | | | | | | | | | | |
| Terperangkap Dalam Lif <i>Trapped in Lift</i> | 76 | 10 | 3 | 24 | 21 | 8 | 15 | 6 | 458 | 10 | 6 | 283 | 22 | 861 | 4 | 119 | 1,926 |
| Terperangkap Dalam Lain-lain Ruang <i>Trap in Other Rooms</i> | 88 | 5 | 2 | 17 | 21 | 11 | 11 | 1 | 123 | 3 | 5 | 144 | 3 | 115 | - | 26 | 575 |
| Tersepit/Terperangkap Di Mesin <i>Pinned/Trapped to Machine</i> | 4 | 2 | - | 2 | 3 | 2 | 1 | - | 1 | 1 | 1 | 11 | - | 3 | - | 3 | 34 |
| Terperangkap Dalam Bilik Air <i>Trapped in Bathroom</i> | 10 | - | 1 | 4 | - | 2 | 3 | 2 | 2 | - | 2 | 17 | 1 | 7 | - | 2 | 53 |
| Lain-Lain Tugas Khas <i>Other Special Task</i> | 22 | 2 | 1 | 2 | 8 | 6 | 3 | 1 | 18 | 10 | 5 | 51 | 1 | 29 | 1 | 3 | 163 |
| Terperangkap Di Ruang Dapur <i>Trapped in Kitchen</i> | 1 | - | - | - | - | 1 | - | - | 1 | - | - | 3 | - | - | - | - | 6 |
| Terperangkap Dalam Setor <i>Trapped in Store</i> | - | - | - | - | - | - | - | - | - | - | - | 1 | - | - | - | - | 1 |
| JUMLAH TOTAL | 201 | 19 | 7 | 49 | 53 | 30 | 33 | 10 | 603 | 24 | 19 | 510 | 27 | 1,015 | 5 | 153 | 2,758 |
| JENIS TYPE | JHR. | KDH. | KEL. | MLK. | NS. | PHG. | PRK. | PLS. | PNG. | SBH. | SWK. | SEL. | TRG. | W.P. K.L. | W.P. LAB | W.P. PTRJ. | JUMLAH TOTAL |
| | OPERASI MENCARI DAN MENYELAMAT SEARCH AND RESCUE OPERATION | | | | | | | | | | | | | | | | |
| Lemas Dalam Air (Pantai) <i>Drowning (Beach)</i> | 10 | 8 | 7 | 5 | 7 | 5 | 5 | 1 | 22 | 20 | 11 | 6 | 8 | - | 3 | - | 118 |
| Lemas Dalam Pembentung <i>Drowning in Sewer</i> | - | - | - | - | 1 | - | 1 | - | 1 | 1 | - | 1 | - | 1 | - | - | 6 |
| Hilang Dalam Hutan <i>Lost in Jungle</i> | 23 | 9 | 8 | 4 | 11 | 15 | 16 | 1 | 13 | 10 | 50 | 55 | 2 | 2 | - | - | 219 |
| Lain-Lain Kerja Mencari & Menyelamat <i>Other Search and Rescue</i> | 28 | 37 | 5 | 9 | 19 | 18 | 27 | 4 | 18 | 32 | 33 | 66 | 17 | 5 | 2 | - | 320 |
| Lemas Dalam Air (Sungai /Taliair) <i>Drowning (River/Drainage)</i> | 13 | 16 | 20 | 3 | 6 | 14 | 22 | 3 | 7 | 26 | 48 | 22 | 11 | 2 | - | - | 213 |
| Lemas Dalam Air (Tasik / Lombong) <i>Drowning (Lake/Mining)</i> | 5 | 7 | 1 | 1 | 3 | 5 | 12 | 2 | - | 2 | 1 | 4 | 2 | 2 | - | 1 | 48 |
| Lemas Dalam Air (Air Terjun / Jeram) <i>Drowning (Waterfall/ Rapids)</i> | - | 3 | 2 | - | - | 6 | 4 | - | - | - | 1 | 1 | 4 | - | - | - | 21 |
| JUMLAH TOTAL | 79 | 80 | 43 | 22 | 47 | 63 | 87 | 11 | 61 | 91 | 144 | 155 | 44 | 12 | 5 | 1 | 945 |

PERANGKAIAN PENYELAMATAN DAN KHIDMAT KEMANUSIAAN (samb.)
STATISTICS ON RESCUE AND HUMANITARIAN SERVICES (cont.)

| JENIS TYPE | JHR. | KDH. | KEL. | MLK. | NS. | PHG. | PRK. | PLS. | PNG. | SBH. | SWK. | SEL. | TRG. | W.P. K.L. | W.P. LAB | W.P. PTRJ. | JUMLAH TOTAL |
|--|---|--------------|------------|--------------|--------------|--------------|--------------|------------|--------------|--------------|--------------|--------------|------------|--------------|-------------|---------------|-----------------|
| | BENCANA ALAM NATURAL DISASTER | | | | | | | | | | | | | | | | |
| Bencana Banjir <i>Flood Disaster</i> | 52 | 84 | 71 | 31 | 44 | 55 | 88 | 7 | 74 | 112 | 375 | 48 | 35 | 8 | 7 | - | 1,091 |
| Tanah Runtuh <i>Landslides</i> | 4 | 8 | 1 | 6 | 6 | 7 | 10 | 1 | 8 | 25 | 65 | 22 | 2 | 3 | 3 | - | 171 |
| Bangunan Runtuh <i>Collapsed Building</i> | - | - | - | - | 2 | - | - | - | 1 | 3 | 2 | 1 | - | 2 | 1 | - | 12 |
| Ribut / Angin Kencang <i>Storm and Strong Wind</i> | - | 2 | 1 | - | 1 | - | - | - | 1 | 2 | 5 | 1 | - | - | - | - | 13 |
| Gempa Bumi <i>Earthquake</i> | - | - | - | - | - | - | 1 | - | 1 | 7 | 1 | - | - | - | - | - | 10 |
| Lain-Lain Bencana Alam <i>Other Disaster</i> | 3 | - | 1 | - | 3 | 1 | 5 | - | 5 | 4 | 4 | 1 | 1 | 5 | - | - | 33 |
| Pokok Tumbang <i>Fallen Tree</i> | 449 | 300 | 61 | 141 | 227 | 166 | 473 | 31 | 232 | 488 | 296 | 373 | 102 | 70 | 126 | 3 | 3,538 |
| JUMLAH TOTAL | 508 | 394 | 135 | 178 | 283 | 229 | 577 | 39 | 322 | 641 | 748 | 446 | 140 | 88 | 137 | 3 | 4,868 |
| JENIS TYPE | JHR. | KDH. | KEL. | MLK. | NS. | PHG. | PRK. | PLS. | PNG. | SBH. | SWK. | SEL. | TRG. | W.P. K.L. | W.P. LAB | W.P. PTRJ. | JUMLAH TOTAL |
| | KECEMASAN LAIN / KHIDMAT KEMANUSIAAN OTHER EMERGENCIES / HUMANITARIAN SERVICES | | | | | | | | | | | | | | | | |
| Bantuan Menangkap Ular/Binatang <i>Assistance to Catch Snake/ Animal</i> | 2,856 | 1,336 | 143 | 548 | 621 | 634 | 1,978 | 78 | 882 | 1,071 | 1,083 | 6,050 | 330 | 401 | 161 | 55 | 18,227 |
| Memusnahkan Serangga Berbisa <i>To Destroy Poisonous Insects</i> | 1,196 | 935 | 119 | 280 | 401 | 837 | 919 | 77 | 460 | 1,013 | 1,228 | 2,096 | 381 | 64 | 159 | 101 | 10,266 |
| Membantu Polis untuk Kes Kecemasan/Ancaman Keganasan <i>To Assist Cops during Emergency/ Violence Threat</i> | 2 | 10 | 2 | 1 | 12 | 10 | 9 | - | 14 | 1 | 15 | 27 | 1 | 41 | - | 1 | 146 |
| Membantu Menangkap Orang Tidak Siuman / Hendak Bunuh Diri <i>To Assist to Capture Mentally Disorder / Attempt Suicide Person</i> | 24 | 11 | 5 | 5 | 10 | 11 | 17 | 4 | 42 | 14 | 11 | 57 | 6 | 34 | 1 | 3 | 255 |
| Lain-Lain Kecemasan <i>Other Emergency</i> | 509 | 407 | 210 | 760 | 307 | 254 | 775 | 66 | 652 | 599 | 801 | 1,467 | 210 | 202 | 67 | 142 | 7,428 |
| JUMLAH TOTAL | 4,587 | 2,699 | 479 | 1,594 | 1,351 | 1,746 | 3,698 | 225 | 2,050 | 2,698 | 3,138 | 9,697 | 928 | 742 | 388 | 302 | 36,322 |

STATISTIK KOMPAUN YANG DIKELUARKAN DAN KES PENDAKWAAN DIDAFTARKAN

STATISTICS ON NUMBER OF COMPOUND ISSUED AND INDICTMENT REGISTERED

| NEGERI STATE | KOMPAUN COMPOUND | | PENYEDIAAN KERTAS SIASATAN PREPARATION OF INVESTIGATION PAPER | PENDAKWAAN INDICTMENT | |
|-------------------------|--|--|---|--|--|
| | BILANGAN KOMPAUN DIKELUARKAN NUMBER OF COMPOUND ISSUED | BILANGAN KOMPAUN DISELESAIKAN NUMBER OF COMPOUND SETTLED | | BILANGAN KES DIDAFTAR KE MAHKAMAH NUMBER OF CASES REGISTERED TO COURT | BILANGAN PERTUDUHAN DISABIT KESALAHAN/ TIDAK BERSALAH / DNAA NUMBER OF CHARGES BEEN CONVICTED/ NOT CONVICTED/ DNAA |
| Johor | 26 | 18 | 17 | 5 | 5 |
| Kedah | 49 | 20 | 4 | 26 | 23 |
| Kelantan | 32 | 21 | 5 | 2 | 2 |
| Melaka | 47 | 7 | 80 | 16 | 15 |
| Negeri Sembilan | 177 | 58 | 65 | 29 | 24 |
| Pahang | 26 | 5 | 5 | 2 | 2 |
| Perak | 142 | 85 | 7 | 10 | 8 |
| Perlis | 13 | 13 | 13 | 7 | 6 |
| Pulau Pinang | 9 | 4 | 23 | 20 | 17 |
| Sabah | 78 | 24 | 2 | 4 | - |
| Sarawak | 26 | 12 | 32 | 3 | 3 |
| Selangor | 256 | 246 | 78 | 65 | 63 |
| Terengganu | 14 | 6 | 7 | 16 | 15 |
| W.P. Kuala Lumpur | 22 | - | 44 | 14 | 12 |
| W.P. Labuan | 7 | 7 | 10 | 3 | - |
| W.P. Putrajaya | 2 | 1 | 26 | - | - |
| JUMLAH TOTAL | 926 | 527 | 418 | 222 | 195 |

STATISTIK PERMOHONAN KELULUSAN CFO/G8/G9/TCF
STATISTICS ON APPLICATIONS FOR CFO/G8/G9/TCF

| NEGERI STATE | PERMOHONAN DITERIMA PADA BULAN SEMASA APPLICATION RECEIVED FOR CURRENT MONTH | PERMOHONAN TERKUMPUL SEHINGGA BULAN SEMASA ACCUMULATED APPLICATIONS UNTIL THE CURRENT MONTH | | |
|-------------------------|---|--|---------------------|---------------------|
| | | DITERIMA RECEIVED | DILULUS APPROVED | DITOLAK REJECTED |
| Johor | 50 | 668 | 664 | 4 |
| Kedah | 9 | 120 | 116 | 4 |
| Kelantan | 4 | 134 | 107 | 27 |
| Melaka | 45 | 350 | 315 | 35 |
| Negeri Sembilan | 10 | 41 | 37 | 4 |
| Pahang | - | 114 | 87 | 27 |
| Perak | 19 | 229 | 206 | 23 |
| Perlis | 1 | 11 | 9 | 2 |
| Pulau Pinang | 42 | 277 | 262 | 15 |
| Sabah | 42 | 282 | 272 | 10 |
| Sarawak | 57 | 573 | 470 | 103 |
| Selangor | - | 710 | 609 | 101 |
| Terengganu | 18 | 128 | 116 | 12 |
| W.P. Kuala Lumpur | 46 | 433 | 369 | 64 |
| W.P. Labuan | 1 | 15 | 9 | 6 |
| W.P. Putrajaya | 1 | 32 | 20 | 12 |
| Ibu Pejabat | - | 115 | 50 | 65 |
| JUMLAH TOTAL | 345 | 4,232 | 3,718 | 514 |



**PLAN MALAYSIA
(JABATAN PERANCANGAN
BANDAR DAN DESA)**

SENARAI RANCANGAN TEMPATAN DIWARTAKAN

LIST OF LOCAL PLAN GAZETTED



Johor
7 RT



Kedah
11 RT




Selangor
13 RT



Negeri Sembilan
7 RT




Perlis
1 RT




87

BILANGAN
RANCANGAN
TEMPATAN

NUMBER OF LOCAL PLAN



Terengganu
7 RT



Perak
17 RT



Melaka
3 RT



Pahang
11 RT



Kelantan
10 RT

PRESTASI FIZIKAL PROJEK PEMBANGUNAN

*PHYSICAL PERFORMANCE OF
THE DEVELOPMENT PROJECTS*

23 JUMLAH PROJEK
NUMBER OF PROJECTS

0 BELUM LAKSANA
YET TO BE IMPLEMENTED
4 DALAM PELAKSANAAN
UNDER IMPLEMENTATION
19 SIAP
COMPLETED



Rancangan Struktur Negeri

STATE STRUCTURE PLAN

- 16** ▶ **Jumlah Kajian**
Total research
- 12** ▶ **Kajian Siap Warta**
Research complete gazetted
- 4** ▶ **Kajian Dalam Penyediaan**
Research under preparation
- 0** ▶ **Siap Belum Warta**
Research Completed and Yet To Be Gazetted

Rancangan Tempatan

Local Plan

- 109** ▶ **Jumlah Kajian**
Total research
- 87** ▶ **Kajian Siap Warta**
Research Complete gazetted
- 6** ▶ **Siap Draf RT**
Completed RT Draft
- 16** ▶ **Siap Belum Warta**
Research Completed and Yet To Be Gazetted



Taburan Guna Tanah Di Semenanjung Malaysia, 2016

Land use distribution in Peninsular Malaysia, 2016

| JENIS GUNA TANAH <i>Type of land use</i> | LUAS (HEKTAR) <i>Area (Hectar)</i> | % |
|---|---------------------------------------|---------------|
| Tepubina/ <i>Built-up</i> | 1,614,060.95 | 10.68 |
| Pertanian/ <i>Agriculture</i> | 5,567,858.08 | 36.84 |
| Hutan/ <i>Forest</i> | 7,511,529.60 | 49.70 |
| Badan Air/ <i>Waterbody</i> | 420,433.29 | 2.78 |
| Jumlah/ <i>Total</i> | 15,113,881.92 | 100.00 |

PENILAIAN BANDAR MAMPAN 2016

SUSTAINABLE CITY EVALUATION

125

BILANGAN
PBT

Number of LA

100

LAYAK
DINILAI
*Eligible for
Valuation*

97

PBT BERSTATUS
BANDAR MAMPAN
*LA with Sustainable City
Status*



**STATISTIK KAJIAN / PROJEK MENGIKUT PROGRAM
DI BAWAH RANCANGAN MALAYSIA KESEBELAS (RMK11)**
STUDIES / PROJECTS BY PROGRAMME UNDER 11th MALAYSIA PLAN (11th MP)
STATISTICS

| PROGRAM <i>PROGRAMME</i> | RMK11 / 11 MP | | | |
|--|---|----------------------|------------------------------------|----------------------|
| | KAJIAN / PROJEK <i>STUDY / PROJECT</i> | | SILING (RM) <i>CEILING (RM)</i> | |
| | SAMBUNGAN <i>CONTINUED</i> | BAHARU <i>NEW</i> | SAMBUNGAN <i>CONTINUED</i> | BAHARU <i>NEW</i> |
| Rancangan Tempatan <i>Local Plan</i> | - | 7 | - | 6,500,000 |
| Rancangan Struktur <i>Structure Plan</i> | 4 | - | 1,760,000 | - |
| Kajian Prosedur Perancangan dan Sebaran Dasar <i>Planning Procedure and Policy Dissemination Study</i> | - | 6 | - | 2,750,000 |
| Pembangunan Teknologi Maklumat <i>Information Technology Development</i> | - | 1 | - | 2,000,000 |
| Rancangan Fizikal Negara <i>National Physical Plan</i> | - | - | - | - |
| Rancangan Wilayah <i>Regional Plan</i> | 2 | 2 | 1,000,000 | 750,000 |
| Rancangan Kawasan Khas <i>Special Area Plan</i> | - | 1 | - | 750,000 |
| JUMLAH <i>TOTAL</i> | 6 | 17 | 2,760,000 | 12,750,000 |

STATISTIK PRESTASI FIZIKAL PROJEK-PROJEK PEMBANGUNAN DI BAWAH RANCANGAN MALAYSIA Ke-11

PHYSICAL PERFORMANCE OF THE DEVELOPMENT PROJECTS UNDER 11th MALAYSIA PLAN

| PROGRAM <i>PROGRAMME</i> | JUMLAH PROJEK <i>TOTAL PROJECT</i> | BELUM LAKSANA <i>YET TO BE IMPLEMENTED</i> | | | | DALAM PELAKSANAAN <i>UNDER IMPLEMENTATION</i> | | | | | | SIAP <i>COMPLETED</i> | |
|--|--|---|---|----|---|--|---|----|---|----|----|--------------------------|-----|
| | | BM | % | DP | % | LJ | % | IJ | % | DJ | % | SS | % |
| Rancangan Tempatan <i>Local Plan</i> | 7 | - | - | - | - | - | - | - | - | - | - | 7 | 100 |
| Rancangan Struktur <i>Structure Plan</i> | 4 | - | - | - | - | - | - | - | - | - | - | 4 | 100 |
| Kajian Prosedur Perancangan dan Sebaran Dasar <i>Planning Procedure and Policy Dissemination Study</i> | 6 | - | - | - | - | - | - | - | - | 2 | 33 | 4 | 67 |
| Pembangunan Teknologi Maklumat <i>Information Technology Development</i> | 1 | - | - | - | - | - | - | - | - | - | - | 1 | 100 |
| Rancangan Fizikal Negara <i>National Physical Plan</i> | - | - | - | - | - | - | - | - | - | - | - | - | - |
| Rancangan Wilayah <i>Regional Plan</i> | 4 | - | - | - | - | - | - | - | - | 2 | 50 | 2 | 50 |
| Rancangan Kawasan Khas <i>Special Area Plan</i> | 1 | - | - | - | - | - | - | - | - | - | - | 1 | 100 |
| JUMLAH <i>TOTAL</i> | 23 | - | - | - | - | - | - | - | - | 4 | 17 | 19 | 83 |

Nota / Note:

BM : Belum Mula / Yet to Begin

DP : Dalam Perancangan / In Planning

LJ : Lewat Jadual / Delayed

IJ : Ikut Jadual / As Scheduled

DJ : Dahului Jadual / Preceded the Scheduled

SS : Sudah Siap / Completed

STATUS KEMAJUAN RANCANGAN STRUKTUR (RS) NEGERI

STATISTICS ON STATE STRUCTURE PLAN PROGRESS

| NEGERI <i>STATE</i> | KAJIAN SIAP <i>COMPLETED RESEARCH</i> | | KAJIAN DALAM PENYEDIAAN <i>RESEARCH UNDER PREPARATION</i> | JUMLAH KAJIAN <i>TOTAL RESEARCH</i> |
|-------------------------------|--|--|---|--|
| | WARTA <i>GAZETTED</i> | BELUM WARTA <i>YET TO BE GAZETTED</i> | | |
| Johor | 1 | - | *1 | 2 |
| Kedah | 1 | - | *1 | 2 |
| Kelantan | 1 | - | - | 1 |
| Melaka | 1 | - | - | 1 |
| Negeri Sembilan | 1 | - | - | 1 |
| Pahang | 1 | - | *1 | 2 |
| Perak | 1 | - | *1 | 2 |
| Perlis | 1 | - | - | 1 |
| Pulau Pinang | 1 | - | - | 1 |
| Selangor | 1 | - | - | 1 |
| Terengganu | 1 | - | - | 1 |
| W.P. Kuala Lumpur | 1 | - | - | 1 |
| JUMLAH <i>TOTAL</i> | 12 | - | 4 | 16 |

* Kajian semula Rancangan Struktur Negeri
State Structure Plan review

STATUS KEMAJUAN RANCANGAN TEMPATAN (RT)
STATISTICS ON LOCAL PLAN PROGRESS

| NEGERI <i>STATE</i> | JUMLAH KAJIAN <i>TOTAL RESEARCH</i> | PERINGKAT KEMAJUAN <i>PROGRESS STAGES</i> | | | PERINGKAT PEWARTAAN <i>GAZETTE STAGE</i> | |
|--------------------------------|---|--|---|---|--|----------------------------------|
| | | MOBILISASI <i>MOBILISATION</i> | DALAM PENYEDIAAN <i>UNDER PREPARATION</i> | SIAP DRAF RT <i>RT DRAFT COMPLETED</i> | SIAP BELUM WARTA <i>YET TO BE GAZETTED</i> | SIAP WARTA <i>GAZETTED</i> |
| Johor | 11 | - | - | 1 | 3 | 7 |
| Kedah | 14 | - | - | 2 | 1 | 11 |
| Kelantan | 11 | - | - | 1 | - | 10 |
| Melaka | 3 | - | - | - | - | 3 |
| Negeri Sembilan | 7 | - | - | - | - | 7 |
| Pahang | 13 | - | - | - | 2 | 11 |
| Perak | 22 | - | - | 1 | 4 | 17 |
| Perlis | 1 | - | - | - | - | 1 |
| Pulau Pinang | 4 | - | - | - | 4 | - |
| Selangor | 14 | - | - | 1 | - | 13 |
| Terengganu | 8 | - | - | - | 1 | 7 |
| W.P. Kuala Lumpur | 1 | - | - | - | 1 | - |
| JUMLAH <i>TOTAL</i> | 109 | - | - | 6 | 16 | 87 |

SENARAI RANCANGAN TEMPATAN YANG TELAH DIWARTAKAN
LIST OF GAZETTED LOCAL PLANS

| BIL. NO. | NAMA RANCANGAN TEMPATAN NAME OF LOCAL PLAN | RMK* MP | NOMBOR WARTA GAZETTED NUMBER |
|---------------------|---|--------------------|---|
| Perlis (1) | | | |
| 1 | RT MP KANGAR 2007-2020 | 9 | Warta No. 104 Jld. 56 pada 05/12/2013 |
| Kedah (11) | | | |
| 2 | RT DAERAH LANGKAWI 2001-2015 | 8 | Warta No. 199 pada 17/03/2011 |
| 3 | RT DEARAH PENDANG 2020 | 8/9 | Warta No. 200 pada 17/03/2011 |
| 4 | RT DAERAH SIK 2008-2020 | 9 | Warta No. 662 Bil. 18 pada 01/09/2011 |
| 5 | RT DAERAH KULIM 2004-2020 | 8/9 | Warta No. 661 Bil. 18 pada 01/09/2011 |
| 6 | RT DAERAH KOTA SETAR 2002-2015 | 8 | Warta No. 972 Jld. 54 No. 18 pada 29/12/2011 |
| 7 | RT DAERAH KUALA MUDA 2007-2020 | 9 | Warta No. 974 Jld. 54 No. 18 pada 29/12/2011 |
| 8 | RT DAERAH BALING 2002-2015 | 8 | Warta No. 976 Jld. 54 No. 18 pada 29/12/2011 |
| 9 | RT DAERAH KUBANG PASU 2002-2015 | 8 | Warta No. 973 Jld. 54 No. 18 pada 29/12/2011 |
| 10 | RT DAERAH PADANG TERAP 2002-2012 | 8 | Warta No. 977 Jld. 54 No. 18 pada 29/12/2011 |
| 11 | RT DAERAH YAN 2006-2020 | 9/10 | Warta No. 975 Jld. 54 No. 18 pada 29/12/2011 |
| 12 | RT MAJLIS DAERAH BANDAR BAHARU 2020 | 9/10 | Warta No. 35 Jld. 58 No. 1 pada 08/01/2015 |
| Perak (17) | | | |
| 13 | RT DAERAH KINTA & PENGUBAHAN 2002-2015 | 8 | Warta Jld. 63 No. 16 No. 1335 pada 05/08/2010 |
| 14 | RT DAERAH MANJUNG 2002-2015 | 8 | Warta Jld. 61 No. 8 No. 490 pada 10/04/2008 |
| 15 | RT DAERAH MANJUNG (PENGUBAHAN) 2020 | 8 | Warta No. 1455 pada 04/08/2011 |
| 16 | RT SITIawan - AYER TAWAR (PENGUBAHAN) | 8 | Warta Jld. 61 Bil. 8 No. 484 pada 10/04/2008 |
| 17 | RT LUMUT - SERI MANJUNG (PENGUBAHAN) | 8 | Warta Jld. 61 Bil. 8 No. 485 pada 10/04/2008 |
| 18 | RT PULAU PANGKOR | 8 | Warta Jld. 55 Bil. 4 No. 76 pada 14/02/2002 |
| 19 | RT DAERAH LARUT MATANG 2015 | 8/9 | Warta Jld. 63 No. 21 No. 1698 pd. 14/10/2010 |
| 20 | RT DAERAH HULU PERAK 2002-2015 | 8 | Warta Jld. 61 Bil. 8 No. 488 pada 10/04/2008 |
| 21 | RT DAERAH PERAK TENGAH 2002-2015 | 8 | Warta Jld. 61 No. 8 No. 487 pada 10/04/2008 |
| 22 | RT DAERAH SELAMA 2003-2015 | 8 | Warta Jld. 61 No. 8 No. 491 pada 10/04/2008 |

* RMK/MP : Rancangan Malaysia / Malaysia Plan



| BIL. NO. | NAMA RANCANGAN TEMPATAN <i>NAME OF LOCAL PLAN</i> | RMK* <i>MP</i> | NOMBOR WARTA <i>GAZETTED NUMBER</i> |
|----------------------------|---|--------------------------|---|
| 23 | RT DAERAH BATANG PADANG 2007-2020 | 9 | Warta Jld. 64 No. 2364 No. 25 pada 08/12/2011 |
| 24 | RT MB IPOH 2020 | 9 | Warta Jld. 65 Bil. 14 No. 1257 pd. 05/07/2012 dengan dikenali sebagai RT IPOH 2020. |
| 25 | RT DAERAH KUALA KANGSAR | 9/10 | Warta No. 2294 pada 06/12/2012 |
| 26 | RT DAERAH HILIR PERAK | 9/10 | Warta No. 2295 pada 06/12/2012 |
| 27 | RT DAERAH KERIAN | 9/10 | Warta No. 2296 pada 06/12/2012 |
| 28 | RT DAERAH BATU GAJAH 2025 | 10(RP3) 2014 | Warta (Jil.69 No. 1266) pada 26 Mei 2016 |
| 29 | RT DAERAH KAMPAR 2030 | 10(RP3) 2014 | Warta (Jil.69 No. 1267) pada 26 Mei 2016 |
| Selangor (13) | | | |
| 30 | RT MBSA 2020 | 8 | Warta No. 1565 pada 27/05/2010 |
| 31 | RT MPSJ 2020 | 8 | Warta No. 1566 pada 27/05/2010 |
| 32 | RT PETALING JAYA 1 (PENGUBAHAN 1) | 8 | Warta No. 1542 pada 14/06/2007 |
| 33 | RT PJ 2 (RT MBPJ 2020) | 8 | Warta No. 139 pada 13/01/2011 |
| 34 | RT MP SELAYANG 2020 | 9 | Warta No. 141 pada 20/01/2011 |
| 35 | RT MP KAJANG 2020 | 9 | Warta No. 143 pada 20/01/2011 |
| 36 | RT DAERAH KLANG 2002-2015 | 8 | Warta No. 1475 pada 05/06/2008 |
| 37 | RT DAERAH SEPANG 2005-2015 | 9 | Warta No. 2969 pada 13/08/2009 |
| 38 | RT DAERAH HULU SELANGOR 2020 | 9 | Warta No. 142 pada 20/01/2011 |
| 39 | RT DAERAH KUALA SELANGOR 2015 | 8/9 | Warta No. 1676 pada 21/06/2007 |
| 40 | RT DAERAH SABAK BERNAM 2002-2015 | 8 | Warta No. 1672 pada 21/06/2007 |
| 41 | RT MP AMPANG JAYA 2020 | 9 | Warta No. 1921 pada 26/05/2011 |
| 42 | RT DAERAH KUALA LANGAT 2020 | 9 | Warta No. 1920 pada 26/05/2011 |
| Negeri Sembilan (7) | | | |
| 43 | RT DAERAH SEREMBAN 2010-2015 | 9 | Warta No. 636 pada 28/10/2010 |
| 44 | RT DAERAH JELEBU 2002-2015 | 8 | Warta No. 669 pada 16/08/2007 |
| 45 | RT DAERAH JEMPOL 2002-2015 | 8 | Warta No. 670 pada 16/08/2007 |
| 46 | RT DAERAH REMBAU | 7 | Warta No. 580 pada 29/08/2002 |



| BIL. NO. | NAMA RANCANGAN TEMPATAN <i>NAME OF LOCAL PLAN</i> | RMK* <i>MP</i> | NOMBOR WARTA <i>GAZETTED NUMBER</i> |
|--------------------|---|--------------------------|---|
| 47 | RT DAERAH PORT DICKSON 2020 | 9 | Warta No. 161 Jld. 64 No. 9 pada 28/04/2011 |
| 48 | RT DAERAH KUALA PILAH 2020 | 9 | Warta No. 455 pada 01/09/2011 |
| 49 | RT DAERAH TAMPIN 2020 | 9 | Warta No. 162 Jld. 64 No. 9 pada 28/04/2011 |
| Melaka (3) | | | |
| 50 | RT DAERAH MELAKA TENGAH 2015 | 8/9 | Warta No. 493 Jld. 52 No. 17 pada 14/08/2008 |
| 51 | RT DAERAH ALOR GAJAH 2020 | 9 | Warta No. 84 Jld. 55 No. 4 pada 17/02/2011 |
| 52 | RT DAERAH JASIN 2020 | 9 | Warta No. 109 Jld. 186 pada 24/02/2011 |
| Johor (7) | | | |
| 53 | RT DAERAH JOHOR BHARU 2020 | 8 | Warta J.P.U. 2 Jld. 52 No. 1 pada 03/01/2008 |
| 54 | RT DAERAH BATU PAHAT 2002-2015 | 8 | Warta J.P.U. 4 Jld. 52 No. 1 pada 03/01/2008 |
| 55 | RT DAERAH KLUANG 2020 | 8 | Warta J.P.U. 36 No. 11 pada 11/11/2009 |
| 56 | RT DAERAH MUAR 2002-2015 | 8 | Warta J.P.U. 3 Jld. 52 No. 1 pada 03/01/2008 |
| 57 | RT DAERAH MERSING 2008-2020 | 9 | Warta J.P.U 67 Jil. 55 No. 14 pada 07/07/2011 |
| 58 | RT DAERAH PONTIAN 2002-2015 | 8 | Warta J.P.U. 5 Jld. 52 No. 1 pada 03/01/2008 |
| 59 | RT DAERAH SEGAMAT 2020 | 9 | Warta J.P.U 14 Jld. 54 No. 12 pada 10/06/2010 |
| Pahang (11) | | | |
| 60 | RT DAERAH KUANTAN 2015 | 8/9 | Warta No. 730 pada 07/05/2009 |
| 61 | RT DAERAH TEMERLOH 2015 | 9 | Warta No. 1360 pada 16/09/2010 |
| 62 | RT DAERAH BENTONG 2007-2015 | 9 | Warta No. 1359 pada 16/09/2010 |
| 63 | RT DAERAH CAMERON HIGHLANDS 2003-2015 | 8 | Warta Jld. 60 No. 1319 pada 06/12/2007 |
| 64 | RT DAERAH PEKAN 2002-2015 | 8 | Warta Jld. 60 No. 1320 pada 06/12/2007 |
| 65 | RT DAERAH RAUB 2003-2015 | 8 | Warta Jld. 60 No. 1321 pada 06/12/2007 |
| 66 | RT DAERAH ROMPIN 2002-2015 | 8 | Warta Jld. 60 No. 1322 pada 06/12/2007 |
| 67 | RT DAERAH BERA 2002-2015 | 8 | Warta Jld. 60 No. 1318 pada 06/12/2007 |



| BIL. NO. | NAMA RANCANGAN TEMPATAN NAME OF LOCAL PLAN | RMK* MP | NOMBOR WARTA GAZETTED NUMBER |
|----------------------------|---|------------|---|
| 68 | RT DAERAH JERANTUT 2008-2020 | 9 | Warta No. 197 pada 17/02/2011 |
| 69 | RT DAERAH MARAN 2008-2020 | 9 | Warta No. 196 pada 17/02/2011 |
| 70 | RT DAERAH LIPIS | 9/10 | Warta No. 1 Jld. 66 No. 1 pada 03/01/2013 |
| Terengganu (7) | | | |
| 71 | RT DAERAH KEMAMAN 2003-2015 | 8 | Warta No. 52 Jld. 60 No. 3 pada 01/02/2007 |
| 72 | RT DAERAH DUNGUN 2007-2015 | 9 | Warta No. 1464 Jld. 62 No. 27 pada 31/12/2009 |
| 73 | RT DAERAH BESUT 2008-2020 | 9 | Warta No. 1465 Jld. 62 No. 27 pada 31/12/2009 |
| 74 | RT DAERAH MARANG 2008-2020 | 9 | Warta No. 1466 Jld. 62 No. 27 pada 31/12/2009 |
| 75 | RT DAERAH SETIU 2003-2015 | 8 | Warta No. 53 Jld. 60 No. 3 pada 01/02/2007 |
| 76 | RT DAERAH KUALA TERENGGANU 2008-2020 | 9 | Warta No. 318 pada 31/03/2011 |
| 77 | RT DAERAH HULU TERENGGANU 2008-2020 | 9 | Warta No. 319 pada 31/03/2011 |
| Kelantan (10) | | | |
| 78 | RT JAJAHAN KOTA BHARU 2020 | 9 | Warta No. 298 pada 17/02/2011 |
| 79 | RT JAJAHAN GUA MUSANG 2020 | 9 | Warta No. 299 pada 17/02/2011 |
| 80 | RT JAJAHAN BACHOK 2008-2020 | 9 | Warta No. 434 pada 17/03/2011 |
| 81 | RT JAJAHAN PASIR MAS 2008-2020 | 9 | Warta No. 435 pada 17/03/2011 |
| 82 | RT JAJAHAN TUMPAT 2009-2020 | 9 | Warta No. 436 pada 17/03/2011 |
| 83 | RT JAJAHAN KUALA KRAI 2020 | 9/10 | Warta No. 2077 Jld. 65 No. 26 pd. 20/12/2012 |
| 84 | RT JAJAHAN MACHANG 2020 | 9/10 | Warta No. 2078 Jld. 65 No. 26 pd. 20/12/2012 |
| 85 | RT JAJAHAN PASIR PUTEH 2020 | 9/10 | Warta No. 2079 Jld. 65 No. 26 pd. 20/12/2012 |
| 86 | RT JAJAHAN TANAH MERAH 2020 | 9/10 | Warta No. 2080 Jld. 65 No. 26 pd. 20/12/2012 |
| 87 | RT JAJAHAN JELI 2020 | 9/10 | Warta No. 2076 Jld. 65 No. 26 pd. 20/12/2012 |
| JUMLAH / TOTAL : 87 | | | |






**JABATAN PERUMAHAN
NEGARA**

BILANGAN PPR

NUMBER OF PPR



PPR Dimiliki/ *Ownership*

100 Projek/ *Projects*

35,713 Unit



Siap/ *Completed*

39 Projek/ *Projects*

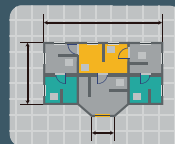
12,051 Unit



Dalam Pembinaan/ *Under Construction*

39 Projek/ *Projects*


14,596 Unit



Dalam Perancangan/ *Under Planning*

22 Projek/ *Projects*

9,066 Unit





PPR Disewa/ *Rental*
84 Projek/ *Projects*
73,439 Unit



Siap/ *Completed*
83 Projek/ *Projects*
72,439 Unit



Dalam Pembinaan/
Under Construction
0 Projek/ *Projects*
0 Unit



Dalam Perancangan/
Under Planning
1 Projek/ *Projects*
1,000 Unit

PROGRAM PERUMAHAN RAKYAT PEOPLE'S HOUSING PROGRAMME

| NEGERI STATE | TAHUN YEAR | PROJEK SIAP COMPLETED PROJECT | | PROJEK DALAM PEMBINAAN PROJECT UNDER CONSTRUCTION | | PROJEK DALAM PERANCANGAN PROJECT UNDER PLANNING | | JUMLAH TOTAL | |
|--------------------------------------|---------------|---|--|--|--|---|--|---|--|
| | | BILANGAN PROJEK NUMBER OF PROJECTS | BILANGAN UNIT NUMBER OF UNITS | BILANGAN PROJEK NUMBER OF PROJECTS | BILANGAN UNIT NUMBER OF UNITS | BILANGAN PROJEK NUMBER OF PROJECTS | BILANGAN UNIT NUMBER OF UNITS | BILANGAN PROJEK NUMBER OF PROJECTS | BILANGAN UNIT NUMBER OF UNITS |
| PPR DISEWA PPR FOR RENTAL | 2012 | 67 | 64,777 | 21 | 11,028 | - | - | 88 | 75,805 |
| | 2013 | 73 | 67,467 | 15 | 8,338 | - | - | 88 | 75,805 |
| | 2014 | 78 | 70,639 | 10 | 5,166 | - | - | 88 | 75,805 |
| | 2015 | 82 | 72,479 | 6 | 3,326 | - | - | 88 | 75,805 |
| | 2016 | 82 | 72,479 | 6 | 3,326 | - | - | 88 | 75,805 |
| | 2017 | 83 | 72,439 | - | - | 1 | 1,000 | 84 | 73,439 |
| PPR DIMILIKI PPR FOR OWNERSHIP | 2012 | 23 | 3,109 | 7 | 3,663 | 46 | 21,412 | 76 | 28,184 |
| | 2013 | 24 | 4,109 | 9 | 4,263 | 45 | 18,453 | 78 | 26,825 |
| | 2014 | 25 | 4,273 | 11 | 5,911 | 44 | 16,475 | 80 | 26,659 |
| | 2015 | 31 | 7,773 | 21 | 10,742 | 29 | 8,631 | 81 | 27,146 |
| | 2016 | 33 | 8,873 | 30 | 13,036 | 18 | 5,182 | 81 | 27,091 |
| | 2017 | 39 | 12,051 | 39 | 14,596 | 22 | 9,066 | 100 | 35,713 |

PROGRAM PERUMAHAN RAKYAT (PPR) DISEWA
PEOPLE'S HOUSING PROGRAMME FOR RENTAL

| NEGERI STATE | PROJEK SIAP COMPLETED PROJECT | | PROJEK DALAM PEMBINAAN PROJECT UNDER CONSTRUCTION | | PROJEK DALAM PERANCANGAN PROJECT UNDER PLANNING | | JUMLAH TOTAL | |
|-------------------------|---|--|--|--|---|--|---|--|
| | BILANGAN PROJEK NUMBER OF PROJECTS | BILANGAN UNIT NUMBER OF UNITS | BILANGAN PROJEK NUMBER OF PROJECTS | BILANGAN UNIT NUMBER OF UNITS | BILANGAN PROJEK NUMBER OF PROJECTS | BILANGAN UNIT NUMBER OF UNITS | BILANGAN PROJEK NUMBER OF PROJECTS | BILANGAN UNIT NUMBER OF UNITS |
| Johor | 8 | 8,278 | - | - | - | - | 8 | 8,278 |
| Kedah | 2 | 1,894 | - | - | - | - | 2 | 1,894 |
| Kelantan | - | - | - | - | - | - | - | - |
| Melaka | - | - | - | - | - | - | - | - |
| Negeri Sembilan | 1 | 420 | - | - | - | - | 1 | 420 |
| Pahang | - | - | - | - | - | - | - | - |
| Perak | 7 | 915 | - | - | - | - | 7 | 915 |
| Perlis | 3 | 1,428 | - | - | - | - | 3 | 1,428 |
| Pulau Pinang | 3 | 929 | - | - | - | - | 3 | 929 |
| Sabah | 26 | 18,491 | - | - | 1 | 1,000 | 27 | 19,491 |
| Sarawak | 5 | 3,016 | - | - | - | - | 5 | 3,016 |
| Selangor | 2 | 3,304 | - | - | - | - | 2 | 3,304 |
| Terengganu | 1 | 1,002 | - | - | - | - | 1 | 1,002 |
| W.P. Kuala Lumpur | 25 | 32,762 | - | - | - | - | 25 | 32,762 |
| JUMLAH TOTAL | 83 | 72,439 | - | - | 1 | 1,000 | 84 | 73,439 |

PROGRAM PERUMAHAN RAKYAT (PPR) DIMILIKI
PEOPLE'S HOUSING PROGRAMME FOR OWNERSHIP

| NEGERI STATE | PROJEK SIAP COMPLETED PROJECT | | PROJEK DALAM PEMBINAAN PROJECT UNDER CONSTRUCTION | | PROJEK DALAM PERANCANGAN PROJECT UNDER PLANNING | | JUMLAH TOTAL | |
|-------------------------|---|--|--|--|---|--|---|--|
| | BILANGAN PROJEK NUMBER OF PROJECTS | BILANGAN UNIT NUMBER OF UNITS | BILANGAN PROJEK NUMBER OF PROJECTS | BILANGAN UNIT NUMBER OF UNITS | BILANGAN PROJEK NUMBER OF PROJECTS | BILANGAN UNIT NUMBER OF UNITS | BILANGAN PROJEK NUMBER OF PROJECTS | BILANGAN UNIT NUMBER OF UNITS |
| Johor | - | - | 5 | 3,217 | 4 | 1,830 | 9 | 5,047 |
| Kedah | 1 | 312 | 3 | 1,416 | 3 | 1,500 | 7 | 3,228 |
| Kelantan | 1 | 1,000 | 5 | 2,118 | 2 | 465 | 8 | 3,583 |
| Melaka | 3 | 1,436 | 1 | 255 | 1 | 160 | 5 | 1,851 |
| Negeri Sembilan | 1 | 150 | 3 | 652 | - | - | 4 | 802 |
| Pahang | 27 | 3,668 | 6 | 700 | 1 | 500 | 34 | 4,868 |
| Perak | - | - | 2 | 359 | 1 | 500 | 3 | 859 |
| Perlis | - | - | - | - | - | - | - | - |
| Pulau Pinang | - | - | 1 | 70 | - | - | 1 | 70 |
| Sabah | 1 | 1,000 | 7 | 3,958 | 4 | 1,750 | 12 | 6,708 |
| Sarawak | 1 | 505 | 5 | 1,451 | 1 | 461 | 7 | 2,417 |
| Selangor | 2 | 1,880 | 1 | 400 | 3 | 900 | 6 | 3,180 |
| Terengganu | - | - | - | - | 1 | 500 | 1 | 500 |
| W.P. Kuala Lumpur | 2 | 2,100 | - | - | - | - | 2 | 2,100 |
| W.P. Labuan | - | - | - | - | 1 | 500 | 1 | 500 |
| JUMLAH TOTAL | 39 | 12,051 | 39 | 14,596 | 22 | 9,066 | 100 | 35,713 |



BILANGAN PENGELUARAN LESEN PEMAJU PERUMAHAN, PERMIT IKLAN & JUALAN
NUMBER OF HOUSING DEVELOPMENT LICENCES, ADVERTISEMENT & SALES PERMITS ISSUED

| NEGERI <i>STATE</i> | BAHARU <i>NEW</i> | PEMBAHARUAN <i>RENEWAL</i> | JUMLAH <i>TOTAL</i> |
|-------------------------------|-----------------------------|--------------------------------------|-------------------------------|
| Johor | 120 | 330 | 450 |
| Kedah | 70 | 102 | 172 |
| Kelantan | 36 | 32 | 68 |
| Melaka | 49 | 55 | 104 |
| Negeri Sembilan | 43 | 90 | 133 |
| Pahang | 95 | 144 | 239 |
| Perak | 100 | 182 | 282 |
| Perlis | 2 | 8 | 10 |
| Pulau Pinang | 44 | 131 | 175 |
| Selangor | 243 | 408 | 651 |
| Terengganu | 25 | 61 | 86 |
| W.P. Kuala Lumpur | 67 | 92 | 159 |
| W.P. Putrajaya | 4 | 4 | 8 |
| JUMLAH <i>TOTAL</i> | 898 | 1,639 | 2,537 |

**BILANGAN PENGELUARAN LESEN PEMAJUAN PERUMAHAN,
PERMIT IKLAN & JUALAN**
*NUMBER OF HOUSING DEVELOPMENT LICENCES, ADVERTISEMENT
& SALES PERMITS ISSUED*

| NEGERI <i>STATE</i> | BAHARU <i>NEW</i> | PEMBAHARUAN <i>RENEWAL</i> | JUMLAH <i>TOTAL</i> |
|--------------------------------------|-----------------------------|--------------------------------------|-------------------------------|
| Januari <i>January</i> | 60 | 171 | 231 |
| Februari <i>February</i> | 66 | 74 | 140 |
| Mac <i>March</i> | 70 | 19 | 89 |
| April <i>April</i> | 64 | 14 | 78 |
| Mei <i>May</i> | 64 | 116 | 180 |
| Jun <i>June</i> | 57 | 229 | 286 |
| Julai <i>July</i> | 89 | 177 | 266 |
| Ogos <i>August</i> | 95 | 196 | 291 |
| September <i>September</i> | 73 | 173 | 246 |
| Oktober <i>October</i> | 77 | 173 | 250 |
| November <i>November</i> | 102 | 164 | 266 |
| Disember <i>December</i> | 81 | 133 | 214 |
| JUMLAH <i>TOTAL</i> | 898 | 1,639 | 2,537 |



BILANGAN UNIT RUMAH YANG DILULUSKAN PEMBINAAN KEPADA PEMAJU SWASTA

NUMBER OF HOUSE UNIT APPROVED FOR CONSTRUCTION TO PRIVATE DEVELOPERS

| NEGERI <i>STATE</i> | HR <i>LC</i> | HSR <i>LMC</i> | HS <i>MC</i> | HT <i>HC</i> | JUMLAH <i>TOTAL</i> |
|--------------------------------|-----------------|-------------------|-----------------|-----------------|------------------------|
| Johor | 103 | 32 | 78 | 18,834 | 19,047 |
| Kedah | - | 20 | 284 | 5,758 | 6,062 |
| Kelantan | - | - | - | 4,574 | 4,574 |
| Melaka | - | 80 | 108 | 7,611 | 7,799 |
| Negeri Sembilan | - | 153 | 109 | 7,398 | 7,660 |
| Pahang | - | 10 | 31 | 4,884 | 4,925 |
| Perak | - | 60 | 52 | 12,293 | 12,405 |
| Perlis | - | - | - | 42 | 42 |
| Pulau Pinang | 336 | - | - | 10,080 | 10,416 |
| Selangor | 204 | 163 | 736 | 47,372 | 48,475 |
| Terengganu | - | 102 | 103 | 996 | 1,201 |
| W.P. Kuala Lumpur | 952 | - | - | 47,583 | 48,535 |
| W.P. Putrajaya | - | - | - | 1,783 | 1,783 |
| JUMLAH <i>TOTAL</i> | 1,595 | 620 | 1,501 | 169,208 | 172,924 |

Nota/ Note:

HR / LC : Harga Rendah / Low Cost

HSR / LMC : Harga Sederhana Rendah / Low Medium Cost

HS / MC : Harga Sederhana / Medium Cost

HT / HC : Harga Tinggi / High Cost

BILANGAN UNIT RUMAH YANG DILULUSKAN PEMBINAAN KEPADA PEMAJU SWASTA

*NUMBER OF HOUSE UNITS APPROVED FOR CONSTRUCTION TO
PRIVATE DEVELOPERS*

| BULAN <i>MONTH</i> | HR <i>LC</i> | HSR <i>LMC</i> | HS <i>MC</i> | HT <i>HC</i> | JUMLAH <i>TOTAL</i> |
|--------------------------------------|------------------------|--------------------------|------------------------|------------------------|-------------------------------|
| Januari <i>January</i> | 8 | - | 2 | 13,871 | 13,881 |
| Februari <i>February</i> | 180 | 20 | - | 15,558 | 15,758 |
| Mac <i>March</i> | - | - | 672 | 21,637 | 22,309 |
| April <i>April</i> | - | 147 | 144 | 8,878 | 9,169 |
| Mei <i>May</i> | 72 | - | - | 11,412 | 11,484 |
| Jun <i>June</i> | - | 32 | - | 13,278 | 13,310 |
| Julai <i>July</i> | 952 | 179 | - | 8,276 | 9,407 |
| Ogos <i>August</i> | 344 | 130 | 235 | 18,380 | 19,089 |
| September <i>September</i> | - | - | 344 | 17,013 | 17,357 |
| Oktober <i>October</i> | 9 | 92 | 63 | 11,605 | 11,769 |
| November <i>November</i> | 24 | - | - | 18,330 | 18,354 |
| Disember <i>December</i> | 6 | 20 | 41 | 10,970 | 11,037 |
| JUMLAH <i>TOTAL</i> | 1,595 | 620 | 1,501 | 169,208 | 172,924 |

Nota/ Note:

HR / LC : Harga Rendah / Low Cost

HSR / LMC : Harga Sederhana Rendah / Low Medium Cost

HS / MC : Harga Sederhana / Medium Cost

HT / HC : Harga Tinggi / High Cost

STATISTIK PROJEK PERUMAHAN SWASTA STATISTICS ON PRIVATE HOUSING PROJECTS

| NEGERI STATE | PROJEK LANCAR PROJECTS ON TRACK | | | PROJEK LEWAT LATE PROJECTS | | | PROJEK SAKIT AILING PROJECTS | | | JUMLAH TOTAL | | |
|-------------------------|--|---------------------------------|---|--|---------------------------------|---|--|---------------------------------|---|--|---------------------------------|---|
| | BILANGAN PROJEK NUMBER OF PROJECTS | UNIT RUMAH HOUSE UNITS | BILANGAN PEMBELI NUMBER OF BUYERS | BILANGAN PROJEK NUMBER OF PROJECTS | UNIT RUMAH HOUSE UNITS | BILANGAN PEMBELI NUMBER OF BUYERS | BILANGAN PROJEK NUMBER OF PROJECTS | UNIT RUMAH HOUSE UNITS | BILANGAN PEMBELI NUMBER OF BUYERS | BILANGAN PROJEK NUMBER OF PROJECTS | UNIT RUMAH HOUSE UNITS | BILANGAN PEMBELI NUMBER OF BUYERS |
| Johor | 490 | 108,697 | 45,892 | 1 | 668 | 212 | 26 | 5,744 | 3,433 | 517 | 115,109 | 49,537 |
| Kedah | 166 | 21,087 | 11,246 | 6 | 273 | 114 | 12 | 1,175 | 814 | 184 | 22,535 | 12,174 |
| Kelantan | 70 | 5,831 | 1,708 | 8 | 603 | 351 | 45 | 2,758 | 1,333 | 123 | 9,192 | 3,392 |
| Melaka | 92 | 18,690 | 14,016 | 7 | 738 | 311 | 9 | 929 | 282 | 108 | 20,357 | 14,609 |
| Negeri Sembilan | 119 | 14,234 | 6,599 | - | - | - | 18 | 1,190 | 708 | 137 | 15,424 | 7,307 |
| Pahang | 294 | 21,361 | 7,562 | 5 | 700 | 398 | 33 | 3,111 | 1,430 | 332 | 25,172 | 9,390 |
| Perak | 291 | 22,962 | 10,091 | 3 | 392 | 354 | 45 | 3,571 | 2,204 | 339 | 26,925 | 12,649 |
| Perlis | 20 | 690 | 347 | - | - | - | 3 | 187 | 125 | 23 | 877 | 472 |
| Pulau Pinang | 159 | 35,309 | 16,630 | 10 | 4,414 | 1,431 | 23 | 5,258 | 3,105 | 192 | 44,981 | 21,166 |
| Selangor | 677 | 137,338 | 64,532 | 28 | 7,046 | 2,901 | 94 | 18,411 | 8,924 | 799 | 162,795 | 76,357 |
| Terengganu | 67 | 4,247 | 2,041 | 4 | 343 | 138 | 41 | 6,306 | 3,274 | 112 | 10,896 | 5,453 |
| W.P. Kuala Lumpur | 228 | 114,210 | 51,575 | 1 | 107 | 11 | 16 | 4,362 | 2,152 | 245 | 118,679 | 53,738 |
| JUMLAH TOTAL | 2,673 | 504,656 | 232,239 | 73 | 15,284 | 6,221 | 365 | 53,002 | 27,784 | 3,111 | 572,942 | 266,244 |

STATISTIK STATUS PROJEK PERUMAHAN TERBENGKALAI
ABANDONED HOUSING PROJECTS STATUS STATISTICS

| STATUS <i>STATUS</i> | BILANGAN PROJEK <i>NUMBER OF PROJECTS</i> | BILANGAN UNIT RUMAH <i>NUMBER OF HOUSE UNITS</i> | BILANGAN PEMBELI <i>NUMBER OF BUYERS</i> |
|---|---|--|--|
| Perancangan <i>Planning</i> | 47 | 7,694 | 5,334 |
| Sedang Dipulihkan <i>Under Rehabilitation</i> | 15 | 4,201 | 3,004 |
| Siap/Selesai <i>Completed</i> | 192 | 52,745 | 35,348 |
| JUMLAH <i>TOTAL</i> | 254 | 64,640 | 43,686 |

STATISTIK PROJEK PERUMAHAN TERBENGKALAI MENGIKUT NEGERI
ABANDONED HOUSING PROJECTS BY STATE STATISTICS

| NEGERI <i>STATE</i> | BILANGAN PROJEK <i>NUMBER OF PROJECTS</i> | BILANGAN UNIT RUMAH <i>NUMBER OF HOUSE UNITS</i> | BILANGAN PEMBELI <i>NUMBER OF BUYERS</i> |
|-------------------------------|---|--|--|
| Johor | 44 | 8,839 | 5,807 |
| Kedah | 14 | 2,097 | 1,228 |
| Kelantan | 19 | 1,961 | 1,662 |
| Melaka | 8 | 1,503 | 1,072 |
| Negeri Sembilan | 25 | 4,340 | 3,110 |
| Pahang | 17 | 3,458 | 2,594 |
| Perak | 18 | 2,327 | 1,407 |
| Perlis | - | - | - |
| Pulau Pinang | 14 | 6,660 | 3,715 |
| Selangor | 82 | 29,483 | 20,788 |
| Terengganu | 4 | 340 | 293 |
| W.P. Kuala Lumpur | 9 | 3,632 | 2,010 |
| JUMLAH <i>TOTAL</i> | 254 | 64,640 | 43,686 |

BILANGAN PEMAJU PERUMAHAN YANG DIKENAKAN KOMPAUN
NUMBER OF HOUSING DEVELOPERS COMPOUNDED

| BULAN <i>MONTH</i> | BILANGAN KESALAHAN <i>NUMBER OF OFFENCES</i> | BILANGAN PEMAJU <i>NUMBER OF DEVELOPERS</i> |
|--------------------------------------|--|---|
| Januari <i>January</i> | 22 | 20 |
| Februari <i>February</i> | 55 | 55 |
| Mac <i>March</i> | 1 | 1 |
| April <i>April</i> | 228 | 219 |
| Mei <i>May</i> | 2 | 2 |
| Jun <i>June</i> | 236 | 228 |
| Julai <i>July</i> | 2 | 2 |
| Ogos <i>August</i> | 237 | 227 |
| September <i>September</i> | 35 | 32 |
| Oktober <i>October</i> | 181 | 174 |
| November <i>November</i> | 344 | 335 |
| Disember <i>December</i> | 9 | 7 |
| JUMLAH <i>TOTAL</i> | 1,352 | 1,302 |



BILANGAN PEMAJU PERUMAHAN YANG DIKENAKAN KOMPAUN
NUMBER OF HOUSING DEVELOPERS COMPOUNDED

| TAHUN <i>YEAR</i> | BILANGAN KESALAHAN <i>NUMBER OF OFFENCES</i> | BILANGAN PEMAJU <i>NUMBER OF DEVELOPER</i> |
|-----------------------------|--|--|
| 2013 | 1,006 | 921 |
| 2014 | 615 | 500 |
| 2015 | 544 | 532 |
| 2016 | 726 | 704 |
| 2017 | 1,352 | 1,302 |

BILANGAN PEMAJU PERUMAHAN YANG DISENARAI HITAM MENGIKUT KESALAHAN

NUMBER OF HOUSING DEVELOPERS BLACKLISTED BY OFFENCE

| KESALAHAN <i>OFFENCE</i> | BILANGAN PEMAJU <i>NUMBER OF DEVELOPERS</i> | BILANGAN AHLI LEMBAGA PENGARAH <i>NUMBER OF BOARD OF DIRECTORS</i> |
|--|--|---|
| Gagal Membayar Kompaun <i>Failed To Pay Compound</i> | 530 | 2,550 |
| Ingkar Award Tribunal Tuntutan Pembeli Rumah (TTPR) <i>Defaulted TTPR Award</i> | 257 | 1,173 |
| Projek Sakit <i>Ailing Project</i> | 309 | 1,709 |
| Projek Terbengkalai <i>Abandoned Project</i> | 159 | 843 |
| Pemajuan Tanpa Lesen <i>Development Without Licence</i> | 37 | 137 |
| Pemaju Yang Didakwa dan Disabitkan Kesalahan di Mahkamah (melebihi RM10,000) <i>Developers Charged and Convicted in Court (more than RM10,000)</i> | - | - |
| JUMLAH <i>TOTAL</i> | 1,292 | 6,412 |

STATISTIK SKIM PINJAMAN PERUMAHAN (SPP) YANG DILULUSKAN
APPROVED HOUSING LOAN SCHEME STATISTICS

| NEGERI <i>STATE</i> | BILANGAN PERMOHONAN <i>NUMBER OF APPLICATIONS</i> | BILANGAN PERMOHONAN DILULUSKAN <i>NUMBER OF APPLICATIONS APPROVED</i> | JUMLAH PINJAMAN YANG DIBAYAR KEPADA PEMINJAM <i>TOTAL LOAN DISBURSED TO BORROWERS</i> (RM) |
|-------------------------------|---|---|--|
| Johor | 207 | 201 | 9,049,000 |
| Kedah | 269 | 199 | 8,918,000 |
| Kelantan | 228 | 147 | 6,623,000 |
| Melaka | 7 | 5 | 209,250 |
| Negeri Sembilan | 49 | 31 | 1,389,000 |
| Pahang | 23 | 17 | 765,000 |
| Perak | 20 | 20 | 900,000 |
| Perlis | 5 | 3 | 135,000 |
| Pulau Pinang | 4 | - | - |
| Selangor | 30 | 5 | 225,000 |
| Terengganu | 10 | 5 | 225,000 |
| W.P. Kuala Lumpur | 4 | - | - |
| JUMLAH <i>TOTAL</i> | 856 | 633 | 28,438,250 |

STATISTIK SKIM PINJAMAN PERUMAHAN (SPP) YANG DILULUSKAN
APPROVED HOUSING LOAN SCHEME STATISTICS

| NEGERI <i>STATE</i> | BILANGAN PERMOHONAN <i>NUMBER OF APPLICATION</i> | | | BILANGAN PERMOHONAN DILULUSKAN <i>NUMBER OF APPLICATION APPROVED</i> | | | JUMLAH PINJAMAN DIBAYAR KEPADA PEMINJAM <i>TOTAL LOAN DISBURSED TO BORROWERS (RM)</i> | | |
|--------------------------------|---|------------|--------------|---|------------|--------------|--|-------------------|--------------|
| | 2016 | 2017 | % | 2016 | 2017 | % | 2016 | 2017 | % |
| Johor | 298 | 207 | -30.5 | 175 | 201 | 14.9 | 7,875,000 | 9,049,000 | 14.9 |
| Kedah | 487 | 269 | -44.8 | 371 | 199 | -46.4 | 16,687,000 | 8,918,000 | -46.6 |
| Kelantan | 298 | 228 | -23.5 | 269 | 147 | -45.4 | 12,100,000 | 6,623,000 | -45.3 |
| Melaka | 4 | 7 | 75.0 | 4 | 5 | 25.0 | 180,000 | 209,250 | 16.3 |
| Negeri Sembilan | 82 | 49 | -40.2 | 66 | 31 | -53.0 | 2,970,000 | 1,389,000 | -53.2 |
| Pahang | 41 | 23 | -43.9 | 35 | 17 | -51.4 | 1,575,000 | 765,000 | -51.4 |
| Perak | 73 | 20 | -72.6 | 40 | 20 | -50.0 | 1,800,000 | 900,000 | -50.0 |
| Perlis | 30 | 5 | -83.3 | 30 | 3 | -90.0 | 1,350,000 | 135,000 | -90.0 |
| Pulau Pinang | 4 | 4 | - | - | - | - | - | - | - |
| Selangor | 28 | 30 | 7.1 | 3 | 5 | 66.7 | 135,000 | 225,000 | 66.7 |
| Terengganu | 18 | 10 | -44.4 | 18 | 5 | -72.2 | 810,000 | 225,000 | -72.2 |
| W.P. Kuala Lumpur | 11 | 4 | -63.6 | - | - | - | - | - | - |
| JUMLAH <i>TOTAL</i> | 1,374 | 856 | -37.7 | 1,011 | 633 | -37.4 | 45,482,000 | 28,438,250 | -37.5 |



**JABATAN
KERAJAAN TEMPATAN**

BILANGAN DAN PERUNTUKAN BAGI PROJEK BP1*
NUMBER OF BP1 PROJECTS AND ALLOCATION

| NEGERI <i>STATE</i> | BILANGAN PROJEK <i>NUMBER OF PROJECTS</i> | PERUNTUKAN <i>ALLOCATION</i> (RM) |
|-------------------------------|---|---|
| Johor | 663 | 51,984,000 |
| Kedah | 491 | 24,826,000 |
| Kelantan | 115 | 21,546,000 |
| Melaka | 225 | 15,150,000 |
| Negeri Sembilan | 343 | 20,076,000 |
| Pahang | 483 | 30,355,000 |
| Perak | 471 | 43,081,000 |
| Perlis | 69 | 4,287,400 |
| Pulau Pinang | 84 | 3,873,000 |
| Selangor | 1212 | 64,125,000 |
| Terengganu | 346 | 21,849,000 |
| Sabah | 1368 | 76,227,300 |
| Sarawak | 362 | 39,385,000 |
| JUMLAH <i>TOTAL</i> | 6232 | 416,764,700 |

* *Projek BP1 adalah projek-projek kecil di kawasan PBT (program pembangunan infrastruktur, kemudahan awam dan sosioekonomi)*
BP1 Projects are the minor projects in Local Authority areas (infrastructure development, public facilities and socioeconomic programmes)

BILANGAN PROJEK DI BAWAH BP.1
NUMBER OF PROJECTS UNDER BP.1

| NEGERI STATE | BILANGAN PROJEK NUMBER OF PROJECTS | | | | |
|-------------------------|---------------------------------------|--------------|--------------|--------------|--------------|
| | 2013 | 2014 | 2015 | 2016 | 2017 |
| Johor | 312 | 406 | 268 | 298 | 663 |
| Kedah | 333 | 365 | 231 | 198 | 491 |
| Kelantan | 175 | 161 | 232 | 148 | 115 |
| Melaka | 89 | 245 | 157 | 123 | 225 |
| Negeri Sembilan | 221 | 284 | 125 | 225 | 343 |
| Pahang | 236 | 419 | 160 | 265 | 483 |
| Perak | 395 | 468 | 269 | 202 | 471 |
| Perlis | 38 | 104 | 30 | 62 | 69 |
| Pulau Pinang | 29 | 42 | 43 | 106 | 84 |
| Sabah | 664 | 737 | 721 | 641 | 1368 |
| Sarawak | 501 | 425 | 251 | 295 | 362 |
| Selangor | 209 | 174 | 106 | 540 | 1212 |
| Terengganu | 278 | 320 | 371 | 92 | 346 |
| JUMLAH TOTAL | 3,480 | 4,150 | 2,964 | 3,195 | 6,232 |

STATISTIK PERUNTUKAN DI BAWAH BP.1
STATISTICS ON ALLOCATION UNDER BP.1

| NEGERI STATE | BILANGAN PERUNTUKAN NUMBER OF ALLOCATION (RM) | | | | |
|------------------------|--|--------------------|--------------------|--------------------|--------------------|
| | 2013 | 2014 | 2015 | 2016 | 2017 |
| Johor | 41,109,244 | 37,630,000 | 37,481,745 | 42,848,932 | 51,984,000 |
| Kedah | 32,245,686 | 22,000,000 | 36,629,388 | 25,297,213 | 24,826,000 |
| Kelantan | 19,758,547 | 12,500,000 | 30,899,578 | 29,267,376 | 21,546,000 |
| Melaka | 7,335,550 | 8,000,000 | 13,343,488 | 11,691,250 | 15,150,000 |
| Negeri Sembilan | 24,105,613 | 15,800,000 | 21,869,476 | 23,276,362 | 20,076,000 |
| Pahang | 36,560,480 | 32,000,000 | 22,157,336 | 26,930,291 | 30,355,000 |
| Perak | 38,535,745 | 34,000,000 | 43,625,382 | 37,901,758 | 43,081,000 |
| Perlis | 2,505,355 | 4,000,000 | 3,150,700 | 2,682,200 | 4,287,400 |
| Pulau Pinang | 4,143,919 | 5,500,000 | 3,298,050 | 5,315,000 | 3,873,000 |
| Sabah | 51,502,403 | 47,000,000 | 66,288,815 | 76,642,957 | 76,227,300 |
| Sarawak | 49,239,015 | 51,400,000 | 35,331,710 | 51,821,981 | 39,385,000 |
| Selangor | 13,958,900 | 12,000,000 | 5,248,503 | 39,738,800 | 64,125,000 |
| Terengganu | 21,189,521 | 14,700,000 | 34,848,694 | 15,642,000 | 21,849,000 |
| JUMLAH TOTAL | 342,189,977 | 296,530,000 | 354,172,863 | 389,056,119 | 416,764,700 |

STATISTIK PERMOHONAN YANG DITERIMA OLEH UNIT OSC
STATISTICS ON NUMBER OF APPLICATION RECEIVED BY OSC UNIT

| NEGERI <i>STATE</i> | KEBENARAN MERANCANG <i>PLANNING APPROVAL</i> | KELULUSAN PELAN BANGUNAN <i>BUILDING PLAN APPROVAL</i> | SIJIL PERAKUAN SIAP DAN PEMATUHAN (CCC) <i>CERTIFICATE OF COMPLETION AND COMPLIANCE</i> |
|-------------------------------|--|--|---|
| Johor | 869 | 747 | 578 |
| Kedah | 467 | 1,062 | 294 |
| Kelantan | 505 | 76 | 59 |
| Melaka | 88 | 1,792 | 3 |
| Negeri Sembilan | 553 | 895 | 204 |
| Pahang | 750 | 810 | 123 |
| Perak | 1,807 | 1,964 | 570 |
| Perlis | 64 | 33 | - |
| Pulau Pinang | 592 | 1,602 | 571 |
| Selangor | 2,926 | 2,438 | 1,811 |
| Terengganu | 1,999 | 1,796 | 792 |
| W.P. Kuala Lumpur | 1,429 | 4,145 | 2,543 |
| JUMLAH <i>TOTAL</i> | 12,049 | 17,360 | 7,548 |



PIHAK BERKUASA TEMPATAN MENGIKUT NEGERI

LOCAL AUTHORITIES BY STATE

| NEGERI STATE | DEWAN BANDARAYA CITY HALL/ COUNCIL | MAJLIS PERBANDARAN MUNICIPAL COUNCIL | MAJLIS DAERAH DISTRICT COUNCIL | JUMLAH PBT TOTAL LOCAL AUTHORITY | AGENSI DIBERI KUASA PBT AGENCY AUTHORISED AS LOCAL AUTHORITY |
|-------------------------|---|---|--------------------------------------|--|---|
| Johor | 2 | 6 | 7 | 15 | 1 |
| Kedah | 1 | 3 | 7 | 11 | 1 |
| Kelantan | - | 1 | 11 | 12 | - |
| Melaka | 1 | 3 | - | 4 | - |
| Negeri Sembilan | - | 3 | 5 | 8 | - |
| Pahang | - | 3 | 8 | 11 | 1 |
| Perak | 1 | 4 | 10 | 15 | - |
| Perlis | - | 1 | - | 1 | - |
| Pulau Pinang | 1 | 1 | - | 2 | - |
| Sabah | 1 | 2 | 21 | 24 | - |
| Sarawak | 3 | 4 | 19 | 26 | - |
| Selangor | 2 | 6 | 4 | 12 | - |
| Terengganu | 1 | 2 | 4 | 7 | - |
| W.P. Kuala Lumpur | 1 | - | - | 1 | - |
| W.P. Labuan | - | - | - | - | 1 |
| W.P. Putrajaya | - | - | - | - | 1 |
| JUMLAH TOTAL | 14 | 39 | 96 | 149 | 5 |



PIHAK BERKUASA TEMPATAN MENGIKUT NEGERI (SAMB.)
LOCAL AUTHORITIES BY STATE (CONT.)

| NEGERI STATE | DEWAN BANDARAYA CITY HALL/COUNCIL | MAJLIS PERBANDARAN MUNICIPAL COUNCIL | MAJLIS DAERAH DISTRICT COUNCIL | AGENSI DIBERI KUASA PBT AGENCY AUTHORISED AS LOCAL AUTHORITY |
|-------------------------|--|--|--|---|
| Johor | 1. Majlis Bandaraya Johor Bahru 2. Majlis Bandaraya Iskandar Puteri | 1. Majlis Perbandaran Batu Pahat 2. Majlis Perbandaran Kluang 3. Majlis Perbandaran Kulai 4. Majlis Perbandaran Muar 5. Majlis Perbandaran Pasir Gudang 6. Majlis Perbandaran Segamat | 1. Majlis Daerah Kota Tinggi 2. Majlis Daerah Labis 3. Majlis Daerah Mering 4. Majlis Daerah Pontian 5. Majlis Daerah Simpang Renggam 6. Majlis Daerah Tangkak 7. Majlis Daerah Yong Peng | 1. Lembaga Bandaran Johor Tenggara |
| Kedah | 1. Majlis Bandaraya Alor Setar | 1. Majlis Perbandaran Kulim 2. Majlis Perbandaran Sungai Petani 3. Majlis Perbandaran Langkawi Bandaraya Pelancongan | 1. Majlis Daerah Baling 2. Majlis Daerah Bandar Baharu 3. Majlis Daerah Kubang Pasu 4. Majlis Daerah Padang Terap 5. Majlis Daerah Pendang 6. Majlis Daerah Sik 7. Majlis Daerah Yan | 1. Taman Perindustrian Hi-Tech Kulim |
| Kelantan | - | 1. Majlis Perbandaran Kota Bharu | 1. Majlis Daerah Bachok 2. Majlis Daerah Gua Musang 3. Majlis Daerah Ketereh 4. Majlis Daerah Dabong 5. Majlis Daerah Kuala Krai 6. Majlis Daerah Machang 7. Majlis Daerah Pasir Mas 8. Majlis Daerah Pasir Puteh 9. Majlis Daerah Tanah Merah 10. Majlis Daerah Tumpat 11. Majlis Daerah Jeli | - |
| Melaka | 1. Majlis Bandaraya Melaka Bersejarah | 1. Majlis Perbandaran Alor Gajah 2. Majlis Perbandaran Jasin 3. Majlis Perbandaran Hang Tuah Jaya | - | - |



| NEGERI STATE | DEWAN BANDARAYA CITY HALL/COUNCIL | MAJLIS PERBANDARAN MUNICIPAL COUNCIL | MAJLIS DAERAH DISTRICT COUNCIL | AGENSI DIBERI KUASA PBT AGENCY AUTHORISED AS LOCAL AUTHORITY |
|-----------------|--------------------------------------|--|--|--|
| Negeri Sembilan | 1. Majlis Bandaraya Seremban | 1. Majlis Perbandaran Nilai 2. Majlis Perbandaran Port Dickson | 1. Majlis Daerah Jelebu 2. Majlis Daerah Jempol 3. Majlis Daerah Kuala Pilah 4. Majlis Daerah Rembau 5. Majlis Daerah Tampin | - |
| Pahang | - | 1. Majlis Perbandaran Kuantan 2. Majlis Perbandaran Temerloh 3. Majlis Perbandaran Bentong | 1. Majlis Daerah Cameron Highlands 2. Majlis Daerah Jerantut 3. Majlis Daerah Lipis 4. Majlis Daerah Maran 5. Majlis Daerah Pekan 6. Majlis Daerah Raub 7. Majlis Daerah Rompin 8. Majlis Daerah Bera | 1. Lembaga Pembangunan Tioman |
| Perak | 1. Majlis Bandaraya Ipoh | 1. Majlis Perbandaran Manjung 2. Majlis Perbandaran Kuala Kangsar 3. Majlis Perbandaran Taiping 4. Majlis Perbandaran Teluk Intan | 1. Majlis Daerah Kampar 2. Majlis Daerah Gerik 3. Majlis Daerah Kerian 4. Majlis Daerah Batu Gajah 5. Majlis Daerah Lenggong 6. Majlis Daerah Pengkalan Hulu 7. Majlis Daerah Perak Tengah 8. Majlis Daerah Selama 9. Majlis Daerah Tanjong Malim 10. Majlis Daerah Tapah | - |
| Perlis | - | 1. Majlis Perbandaran Kangar | 1. Majlis Daerah Bachok 2. Majlis Daerah Gua Musang 3. Majlis Daerah Ketereh 4. Majlis Daerah Dabong 5. Majlis Daerah Kuala Krai 6. Majlis Daerah Machang 7. Majlis Daerah Pasir Mas 8. Majlis Daerah Pasir Puteh 9. Majlis Daerah Tanah Merah 10. Majlis Daerah Tumpat 11. Majlis Daerah Jeli | - |



| NEGERI STATE | DEWAN BANDARAYA CITY HALL/COUNCIL | MAJLIS PERBANDARAN MUNICIPAL COUNCIL | MAJLIS DAERAH DISTRICT COUNCIL | AGENSI DIBERI KUASA PBT AGENCY AUTHORISED AS LOCAL AUTHORITY |
|-----------------|---|--|--|--|
| Pulau Pinang | 1. Majlis Bandaraya Pulau Pinang | 1. Majlis Perbandaran Seberang Perai | - | - |
| Sabah | 1. Dewan Bandaraya Kota Kinabalu | 1. Majlis Perbandaran Sandakan 2. Majlis Perbandaran Tawau | 1. Majlis Daerah Beaufort 2. Majlis Daerah Beluran 3. Majlis Daerah Keningau 4. Majlis Daerah Kinabatangan 5. Majlis Daerah Kota Belud 6. Majlis Daerah Kota Marudu 7. Majlis Daerah Kuala Penyu 8. Majlis Daerah Kunak 9. Majlis Daerah Lahad Datu 10. Majlis Daerah Nabawan 11. Majlis Daerah Papar 12. Majlis Daerah Penampang 13. Majlis Daerah Ranau 14. Majlis Daerah Semporna 15. Majlis Daerah Sipitang 16. Majlis Daerah Tambunan 17. Majlis Daerah Tenom 18. Majlis Daerah Tuaran 19. Lembaga Bandaran Kudat 20. Majlis Daerah Pitas 21. Majlis Daerah Putatan | - |
| Sarawak | 1. Dewan Bandaraya Kuching Utara 2. Majlis Bandaraya Kuching Selatan 3. Majlis Bandaraya Miri | 1. Majlis Perbandaran Padawan 2. Majlis Perbandaran Sibul 3. Lembaga Kemajuan Bintulu Wisma Bintulu | 1. Majlis Daerah Bau 2. Majlis Daerah Betong 3. Majlis Daerah Dalat & Mukah 4. Majlis Daerah Kanowit 5. Majlis Daerah Kapit 6. Majlis Daerah Lawas 7. Majlis Daerah Luar Bandar Sibul 8. Majlis Daerah Lubok Antu 9. Majlis Daerah Maradong & Julau 10. Majlis Daerah Marudi 11. Majlis Daerah Matu & Daro | - |



| NEGERI STATE | DEWAN BANDARAYA CITY HALL/COUNCIL | MAJLIS PERBANDARAN MUNICIPAL COUNCIL | MAJLIS DAERAH DISTRICT COUNCIL | AGENSI DIBERI KUASA PBT AGENCY AUTHORISED AS LOCAL AUTHORITY |
|-------------------------|--|---|---|--|
| | | | 12. Majlis Daerah Samarahan 13. Majlis Daerah Saratok 14. Majlis Daerah Sarikei 15. Majlis Daerah Serian 16. Majlis Daerah Simunjan 17. Majlis Daerah Sri Aman 18. Majlis Daerah Subis 19. Majlis Daerah Limbang | |
| Selangor | 1. Majlis Bandaraya Shah Alam 2. Majlis Bandaraya Petaling Jaya | 1. Majlis Perbandaran Ampang Jaya 2. Majlis Perbandaran Kajang 3. Majlis Perbandaran Klang 4. Majlis Perbandaran Selayang 5. Majlis Perbandaran Subang Jaya 6. Majlis Perbandaran Sepang | 1. Majlis Daerah Hulu Selangor 2. Majlis Daerah Kuala Langat 3. Majlis Daerah Kuala Selangor 4. Majlis Daerah Sabak Bernam | - |
| Terengganu | 1. Majlis Bandaraya Kuala Terengganu | 1. Majlis Perbandaran Kemaman 2. Majlis Perbandaran Dungun | 1. Majlis Daerah Besut 2. Majlis Daerah Hulu Terengganu 3. Majlis Daerah Marang 4. Majlis Daerah Setiu | - |
| W.P. Kuala Lumpur | 1. Dewan Bandaraya Kuala Lumpur | - | - | - |
| W.P. Labuan | - | - | - | 1. Perbadanan Labuan |
| W.P. Putrajaya | - | - | - | 1. Perbadanan Putrajaya |
| JUMLAH TOTAL | 14 | 39 | 96 | 5 |



STATISTIK UNIT CCTV YANG DIPASANG DI KAWASAN PBT
STATISTICS ON CCTV INSTALLED IN LOCAL AUTHORITY AREAS

| NEGERI STATE | 2013 | 2014 | 2016 | 2017 |
|-------------------------|--------------|--------------|--------------|--------------|
| Johor | 88 | 594 | 614 | 622 |
| Kedah | 48 | 80 | 100 | 103 |
| Kelantan | 24 | 24 | 16 | 16 |
| Melaka | 87 | 97 | 107 | 107 |
| Negeri Sembilan | 100 | 100 | 100 | 130 |
| Pahang | 31 | 63 | 63 | 64 |
| Perak | 64 | 84 | 100 | 100 |
| Perlis | - | - | - | - |
| Pulau Pinang | 79 | 378 | 442 | 418 |
| Sabah | 5 | 5 | 161 | 163 |
| Sarawak | 118 | 125 | 269 | 268 |
| Selangor | 333 | 862 | 816 | 875 |
| Terengganu | 192 | 192 | 238 | 149 |
| W.P. Kuala Lumpur | 255 | 1,000 | 1,064 | 1,064 |
| W.P. Labuan | 13 | 13 | 13 | 13 |
| W.P. Putrajaya | 202 | 195 | 205 | 205 |
| JUMLAH TOTAL | 1,639 | 3,812 | 4,308 | 4,297 |





**JABATAN LANDSKAP
NEGARA**

STATISTIK TAMAN AWAM
STATISTICS ON PUBLIC PARKS

| NEGERI <i>STATE</i> | BILANGAN TAMAN SEDIA ADA (SETAKAT DISEMBER 2016) <i>NUMBER OF EXISTING PARKS (UNTIL DISEMBER 2016)</i> | BILANGAN TAMAN BAHARU* <i>NUMBER OF NEW PARKS</i> | |
|-------------------------------|--|---|--|
| | | DALAM PELAKSANAAN (SAMBUNGAN 2016/ BAHARU 2017) <i>UNDER IMPLEMENTATION (CONTINUED FROM 2016/ NEW IN 2017)</i> | SIAP SEHINGGA DISEMBER 2017 <i>COMPLETED UNTIL DECEMBER 2017</i> |
| Johor | 9 | 2 | - |
| Kedah | 4 | 1 | - |
| Kelantan | 1 | 2 | - |
| Melaka | 2 | - | - |
| Negeri Sembilan | 4 | - | - |
| Pahang | 5 | 1 | - |
| Pulau Pinang | 2 | 1 | - |
| Perak | 5 | 2 | 1 |
| Perlis | 1 | - | - |
| Sabah | 4 | 2 | 1 |
| Sarawak | 4 | - | - |
| Selangor | 3 | - | - |
| Terengganu | 3 | - | - |
| W.P. Kuala Lumpur | - | - | - |
| W.P. Labuan | 2 | - | - |
| W.P. Putrajaya | - | - | - |
| JUMLAH <i>TOTAL</i> | 49 | 11 | 2 |

Nota/ Note:

Taman Awam yang dibangunkan dengan menggunakan peruntukan Jabatan Landskap Negara.
Public Parks developed by using the National Landscape Department's Allocations.



TAMAN AWAM YANG SIAP DIBINA MENGIKUT NEGERI
COMPLETED PUBLIC PARKS BY STATE

| NEGERI <i>STATE</i> | BANDAR <i>TOWN</i> | TAMAN AWAM <i>PUBLIC PARK</i> |
|-------------------------------|------------------------------|---|
| Johor | Kluang | Taman Awam Kaki Gunung Lambak |
| | Johor Bahru | Taman Orkid Hutan Bandar |
| | Johor Bahru | Taman Awam Merdeka |
| | Pontian | Taman Awam Sungai Rambah |
| | Segamat | Taman Awam Tasik Segamat |
| | Kulai | Taman Awam Hutan Bandar Putra |
| | Kulai | Taman Hutan Bandar Mutiara Rini |
| | Kota Tinggi | Taman Awam Bandar Kota Tinggi |
| Kedah | Pasir Gudang | Taman Awam Rekreasi Bakau Perigi Acheh |
| | Jitra | Taman Awam Paya Pahlawan |
| | Langkawi | Taman Awam Teluk Yu |
| | Kulim | Taman Awam Tasik Serdang, Bandar Baharu |
| Kelantan | Alor Setar | Taman Awam Paremba |
| | Kota Bharu | Taman Perbandaran Tengku Anis |
| Melaka | Alor Gajah | Taman Rekreasi Bukit Beringin |
| | Ayer Keroh | Taman Awam Seribu Bunga |
| Negeri Sembilan | Seremban | Taman Awam Hutan Rekreasi Seremban |
| | Seremban | Taman Awam Jalan Keliling |
| | Port Dickson | Taman Komuniti Awam Jalan Sena |
| | Nilai | Taman Awam Nilai |
| Pahang | Temerloh | Taman Awam Bandar Baru Temerloh |
| | Kuantan | Taman Awam Bandar Indera Mahkota |
| | Kuantan | Taman Awam Pasif |
| | Peramu | Taman Awam Pekan |
| | Bera | Taman Awam dan Rekreasi Bera |

TAMAN AWAM YANG SIAP DIBINA MENGIKUT NEGERI (SAMB.)
COMPLETED PUBLIC PARKS BY STATE (CONT.)

| NEGERI STATE | BANDAR TOWN | NAMA TAMAN AWAM NAME OF PUBLIC PARK |
|-----------------|------------------|--|
| Pulau Pinang | Bayan Lepas | Taman Awam Metropolitan Relau |
| | Butterworth | Taman Awam Seberang Jaya |
| Perak | Ipoh | Taman Awam Gunung Lang Ipoh |
| | Kuala Kangsar | Taman Awam Kuala Kangsar |
| | Lumut | Taman Awam Teluk Batik |
| | Lumut | Taman Awam Lumut Riverfront |
| | Taiping | Taman Tasik Bukit Jana, Kamunting |
| | Tapah | Taman Awam Tasik Temoh |
| Perlis | Kangar | Taman Awam Bukit Lagi |
| Selangor | Bangi | Taman Awam Bandar Baru Bangi |
| | Petaling Jaya | Taman Awam Petaling Jaya |
| | Klang | Taman Awam dan Rekreasi Bandar Diraja, Klang |
| Terengganu | Kuala Terengganu | Taman Awam Batu Burok |
| | Kuala Terengganu | Taman Awam Lagun Kuala Ibai |
| | Dungun | Taman Awam Teluk Gadung |
| Sabah | Kota Kinabalu | Taman Awam Kota Kinabalu |
| | Kota Kinabalu | Taman Awam Teluk Likas |
| | Sandakan | Taman Awam Sandakan |
| | Sandakan | Taman Awam Batu 2 1/2 |
| | Tawau | Taman Awam Muhibbah Tawau |
| Sarawak | Miri | Taman Awam Bandar Miri |
| | Sibu | Taman Awam Sibu |
| | Bintulu | Taman Millenium Tanjung Kidurung |
| | Kuching | Taman Awam Bukit Astana |
| W.P. Labuan | Labuan | Taman Awam Pulau Labuan |
| | Labuan | Taman Awam Pantai Tanjung Purun |

STATISTIK RAKAN TAMAN

STATISTICS ON RAKAN TAMAN

| NEGERI STATE | PIHAK BERKUASA TEMPATAN LOCAL AUTHORITY | RAKAN TAMAN RAKAN TAMAN - ENSUDA | | TAHUN PENUBUHAN ESTABLISHMENT DATE |
|-----------------|--|-------------------------------------|---|---------------------------------------|
| JOHOR | MAJLIS PERBANDARAN BATU PAHAT | 1 | Taman Makmur | 2017 |
| | | 2 | Taman Sri Damai | 2017 |
| | | 3 | Taman Wira | 2017 |
| | MAJLIS PERBANDARAN KLUANG | 4 | Taman Murni | 2017 |
| | | 5 | Taman Tiara Perdana | 2017 |
| | MAJLIS DAERAH SIMPANG RENGGAM | 6 | Taman Sri Machap | 2017 |
| | | 7 | Taman Sutera | 2017 |
| | | 8 | Taman Pelangi | 2017 |
| | MAJLIS DAERAH YONG PENG | 9 | Taman Mewah Yong Peng | 2017 |
| | MAJLIS BANDARAYA JOHOR BAHRU | 10 | Taman Tasek Pandan | 2017 |
| | | 11 | Taman Sri Intan | 2017 |
| | MAJLIS DAERAH TANGKAK | 12 | Taman Serom Utama | 2017 |
| | MAJLIS DAERAH SEGAMAT | 13 | Taman Permainan Kanak-Kanak Bukit Siput | 2017 |
| | | 14 | Taman Segar | 2017 |
| | | 15 | Taman Perdana | 2017 |
| KEDAH | MAJLIS PERBANDARAN KULIM | 1 | Taman Serai Setia | 2017 |
| | | 2 | Taman Batu 5, Sik | 2017 |
| | MAJLIS DAERAH SIK | 3 | Taman Awam Bandar Sik | 2017 |
| | | 4 | Taman Kemiri | 2017 |
| | MAJLIS PERBANDARAN LANGKAWI | 5 | Taman Harmoni | 2017 |
| | | 6 | Taman Seri Berlian | 2017 |
| | | 7 | Desa Kemboja | 2017 |
| | MAJLIS PERBANDARAN SUNGAI PETANI | 8 | Taman Permata Semarak | 2017 |
| | | 9 | Taman Sri Bedong | 2017 |
| | | 10 | Taman Malinja | 2017 |

STATISTIK RAKAN TAMAN (SAMB.)
STATISTICS ON RAKAN TAMAN (CONT.)

| NEGERI STATE | PIHAK BERKUASA TEMPATAN LOCAL AUTHORITY | RAKAN TAMAN RAKAN TAMAN - ENSUDA | | TAHUN PENUBUHAN ESTABLISHMENT DATE |
|--------------------|--|-------------------------------------|-------------------------------------|---------------------------------------|
| MELAKA | MAJLIS PERBANDARAN JASIN | 1 | Taman Bukit Tembakau | 2017 |
| | | 2 | Taman Nyalas Permai | 2017 |
| | | 3 | Taman Megah | 2017 |
| NEGERI SEMBILAN | MAJLIS PERBANDARAN NILAI | 1 | S2 Heights Melody | 2017 |
| | | 2 | Nilai Impian | 2017 |
| | | 3 | Taman Desa Kolej, Bandar Baru Nilai | 2017 |
| PAHANG | MAJLIS DAERAH JERANTUT | 1 | Taman Perumahan Mat Kilau | 2017 |
| | MAJLIS PERBANDARAN KUANTAN | 2 | Perumahan Berjaya Permai | 2017 |
| | | 3 | Perumahan Indera Mahkota 8 | 2017 |
| | | 4 | Perumahan Indera Sempurna | 2017 |
| | | 5 | Perumahan Pelindung | 2017 |
| | MAJLIS PERBANDARAN TEMERLOH | 6 | Taman Damai Court | 2017 |
| | | 7 | Taman Setia | 2017 |
| PERAK | MAJLIS PERBANDARAN TG.MALIM | 1 | Taman Wawasan Behrang | 2017 |
| | MAJLIS DAERAH BATU GAJAH | 2 | Taman Bandar Tasik Idaman | 2017 |
| | MAJLIS DAERAH PENGKALAN HULU | 3 | Taman Tasik Permai | 2017 |
| | | 4 | Taman Tembusu | 2017 |
| | MAJLIS PERBANDARAN TAIPING | 5 | Taman Jana Setia | 2017 |
| | | 6 | Taman Jana Jaya 3 | 2017 |
| | | 7 | Taman Jana Impian | 2017 |
| | | 8 | Kampung Tersusun Bukit Jana | 2017 |
| | MAJLIS PERBANDARAN KUALA KANG-SAR | 9 | Taman Seri Emas Jaya | 2017 |
| | | 10 | Taman Chandan Putri | 2017 |
| | | 11 | Taman Kuala Kangsar | 2017 |
| | | 12 | Kampung Bahagia Sungai Siput | 2017 |

STATISTIK RAKAN TAMAN (SAMB.)
STATISTICS ON RAKAN TAMAN (CONT.)

| NEGERI STATE | PIHAK BERKUASA TEMPATAN LOCAL AUTHORITY | RAKAN TAMAN RAKAN TAMAN - ENSUDA | | TAHUN PENUBUHAN ESTABLISHMENT DATE |
|-----------------|--|-------------------------------------|------------------------------------|---------------------------------------|
| SABAH | MAJLIS DAERAH PAPAR | 1 | Taman Pantai Lok Kawi | 2017 |
| | MAJLIS DAERAH KUALA PENYU | 2 | Taman Pekan Kuala Penyu | 2017 |
| PERLIS | MAJLIS PERBANDARAN KANGAR | 1 | Taman Hijrah | 2017 |
| | | 2 | Taman Beseri Indah | 2017 |
| SELANGOR | MAJLIS PERBANDARAN KLANG | 1 | Taman Berkeley | 2017 |
| | | 2 | SK Abdul Samat | 2017 |
| | MAJLIS DAERAH KUALA SELANGOR | 3 | Taman Seri Setia, Tanjung Karang | 2017 |
| | | 4 | Taman Radin Jaya | 2017 |
| | | 5 | Taman Masria | 2017 |
| | | 6 | Taman Seri Desa | 2017 |
| | MAJLIS DAERAH KUALA LANGAT | 7 | Taman Muhibbah | 2017 |
| | MAJLIS BANDARAYA PETALING JAYA | 8 | PPR KD 8, Seksyen 8 Kota Damansara | 2017 |





**JABATAN PENGURUSAN
SISA PEPEJAL NEGARA**

STATISTIK TAPAK PELUPUSAN SISA PEPEJAL YANG BEROPERASI DAN YANG TELAH DITAMATKAN OPERASI

STATISTICS ON OPERATING AND TERMINATED SOLID WASTE LANDFILL SITES

| NEGERI STATE | TAPAK YANG BEROPERASI OPERATING SITE | TAPAK YANG TELAH DITAMATKAN OPERASI OPERATION TERMINATED SITE |
|-------------------------|---|---|
| Johor | 12 | 25 |
| Kedah | 7 | 8 |
| Kelantan | 11 | 9 |
| Melaka | 1 | 7 |
| Negeri Sembilan | 5 | 14 |
| Pahang | 12 | 20 |
| Perak | 16 | 15 |
| Perlis | 1 | 2 |
| Pulau Pinang | 2 | 1 |
| Sabah | 22 | 4 |
| Sarawak | 46 | 20 |
| Selangor | 8 | 15 |
| Terengganu | 10 | 11 |
| Wilayah Persekutuan | - | 10 |
| JUMLAH TOTAL | 153 | 161 |



STATISTIK TAHAP OPERASI TAPAK PELUPUSAN SISA PEPEJAL

STATISTICS ON LANDFILL OPERATING STAGE

| NEGERI STATE | SANITARI SANITARY | BUKAN SANITARI NON-SANITARY | LENGAI INERT | JUMLAH TOTAL |
|-------------------------|----------------------|--------------------------------|-----------------|-----------------|
| Johor | 3 | 9 | - | 12 |
| Kedah | 3 | 4 | - | 7 |
| Kelantan | - | 11 | - | 11 |
| Melaka | 1 | - | - | 1 |
| Negeri Sembilan | 2 | 3 | - | 5 |
| Pahang | 8 | 4 | - | 12 |
| Perak | 3 | 13 | - | 16 |
| Perlis | 1 | - | - | 1 |
| Pulau Pinang | 1 | - | 1 | 2 |
| Sabah | 1 | 21 | - | 22 |
| Sarawak | 3 | 43 | - | 46 |
| Selangor | 3 | 2 | 3 | 8 |
| Terengganu | 4 | 6 | - | 10 |
| W.P. Kuala Lumpur | - | - | - | - |
| W.P. Labuan | 1 | - | - | 1 |
| JUMLAH TOTAL | 34 | 116 | 4 | 154 |

Nota/Notes :

Sanitari : Tapak pelupusan yang mempunyai teknologi untuk merawat air sisa dan melupussisa pepejal.

Sanitary : Landfill sites with the technology to treat wastewater and solid waste.

Bukan Sanitary : Tapak pelupusan yang tidak mempunyai teknologi untuk merawat air sisa dan melupus sisa pepejal.

Non-Sanitary : Landfill sites without the technology to treat wastewater and solid waste.

STATISTIK INSINERATOR YANG BEROPERASI DAN YANG TELAH DITAMATKAN OPERASI

STATISTICS ON OPERATING AND OPERATION TERMINATED INCINERATOR

| NEGERI STATE | INSINERATOR YANG BEROPERASI OPERATING INCINERATOR | INSINERATOR YANG DITAMATKAN OPERASI OPERATION TERMINATED INCINERATOR |
|------------------------|--|---|
| Johor | - | - |
| Kedah | 1 | - |
| Kelantan | - | - |
| Melaka | - | - |
| Negeri Sembilan | - | - |
| Pahang | 2 | - |
| Perak | 1 | - |
| Perlis | - | - |
| Pulau Pinang | - | - |
| Sabah | - | - |
| Sarawak | - | - |
| Selangor | - | - |
| Terengganu | - | - |
| Wilayah Persekutuan | - | - |
| JUMLAH TOTAL | 4 | - |

Nota/Note:

- Loji Insinerator Langkawi, Kedah dijangka beroperasi Mei 2018 selepas pembaikan.
Incinerator Plant in Langkawi, Kedah expected to operate on Mei 2018 after repairs.
- Loji Insinerator Cameron Highland, Pahang dijangka beroperasi Julai 2018 selepas pembaikan.
Incinerator Plant in Cameron Highland, Pahang expected to operate on July 2018 after repairs
- Loji Insinerator Pulau Pangkor, Perak dijangka beroperasi Julai 2018 selepas pembaikan.
Incinerator Plant in Pulau Pangkor, Perak expected to operate on July 2018 after repairs
- Loji Insinerator Pulau Tioman, Pahang telah mendapat kelulusan MOF untuk pelantikan operator baharu, dijangka beroperasi pada Februari 2018.
Incinerator Plant in Pulau Tioman, Pahang has been approved by MOF to appoint new operator and it's expected to operate on February 2018



STATISTIK PERMOHONAN LESEN PENGURUSAN SISA PEPEJAL
STATISTICS ON APPLICATIONS FOR SOLID WASTE MANAGEMENT LICENCE

| STATUS <i>STATUS</i> | BILANGAN PERMOHONAN <i>NUMBER OF APPLICATIONS</i> |
|---|---|
| Bilangan Permohonan Diterima <i>Number of Application Received</i> | 575 |
| Dalam tindakan <i>Under Review</i> | - |
| Diluluskan <i>Approved</i> | 512 |
| Ditolak <i>Rejected</i> | 63 |





SWCORP

SWCorp



Sisa Domestik
Domestic Waste

2,557,950.98 tan
tonne



Sisa Pukal
Bulk Waste

341,861.47 tan
tonne



Sisa Pembersihan
Awam
Public Cleansing Waste

167,625.94 tan
tonne



Kitar Semula
Recycle

2,258.03 tan
tonne





SENARAI NEGERI YANG MENGGUNAPAKAI AKTA 672
LIST OF STATES IMPLEMENTING ACT 672

| NEGERI <i>STATE</i> | STATUS |
|---------------------------------|---------------|
| Johor | √ |
| Kedah | √ |
| Kelantan | X |
| Melaka | √ |
| Negeri Sembilan | √ |
| Pahang | √ |
| Perak | X |
| Perlis | √ |
| Pulau Pinang | X |
| Sabah | X |
| Sarawak | X |
| Selangor | X |
| Terengganu | X |
| W.P. Putrajaya dan Kuala Lumpur | √ |

**Nota : Akta 672 : Akta Pengurusan Sisa Pepejal dan Pembersihan Awam 2007*
Act 672 : Solid Waste and Public Cleansing Management 2007

STATISTIK KUTIPAN SISA KITAR SEMULA MENGIKUT KATEGORI
STATISTICS ON RECYCLEABLE WASTE COLLECTION BY CATEGORY

| JENIS SISA <i>TYPE OF WASTE</i> | TAN <i>TONNE</i> | PERATUS (%) <i>PERCENTAGE</i> |
|---|----------------------------|---|
| Plastik <i>Plastic</i> | 688.51 | 30.49 |
| Kertas <i>Paper</i> | 908.57 | 40.24 |
| Besi <i>Iron</i> | 260.36 | 11.53 |
| Aluminium <i>Aluminium</i> | 10.79 | 0.48 |
| Kaca <i>Glass</i> | 249.37 | 11.04 |
| E-Waste | 22.36 | 0.99 |
| Lain-Lain <i>Others</i> | 118.07 | 5.23 |
| JUMLAH <i>TOTAL</i> | 2,258.03 | 100 |

KADAR KITAR SEMULA DI MALAYSIA
RECYCLING RATE IN MALAYSIA

| TAHUN <i>YEAR</i> | 2005 | 2013 | 2014 | 2015 | 2016 | 2017 |
|---|------|-------|-------|-------|--------|------|
| Kadar Kitar Semula (%) <i>Recycling Rate</i> | 5% | 10.5% | 13.2% | 15.7% | 17.50% | 21% |

STATISTIK KUTIPAN SISA PEPEJAL
STATISTICS ON SOLID WASTE

| BULAN <i>MONTH</i> | SISA DOMESTIK <i>DOMESTIC WASTE</i> TAN/TONNE | SISA PUKAL <i>BULK WASTE</i> TAN/TONNE | SISA PEMBERSIHAN AWAM <i>PUBLIC CLEANSING WASTE</i> TAN/TONNE |
|--------------------------------------|---|--|---|
| Januari <i>January</i> | 236,851 | 33,535 | 16,534 |
| Februari <i>February</i> | 205,701 | 28,903 | 13,433 |
| Mac <i>March</i> | 223,055 | 32,057 | 14,526 |
| April <i>April</i> | 204,983 | 29,536 | 13,685 |
| Mei <i>May</i> | 218,232 | 32,372 | 14,844 |
| Jun <i>June</i> | 212,552 | 31,42 | 13,401 |
| Julai <i>July</i> | 212,147 | 29,635 | 13,732 |
| Ogos <i>August</i> | 213,135 | 27,976 | 13,906 |
| September <i>September</i> | 203,182 | 25,274 | 13,116 |
| Oktober <i>October</i> | 209,757 | 21,912 | 12,262 |
| November <i>November</i> | 204,985 | 23,451 | 13,497 |
| Disember <i>December</i> | 213,370 | 25,789 | 14,691 |
| JUMLAH <i>TOTAL</i> | 2,557,951 | 341,861 | 167,626 |

STATISTIK PENGUATKUASAAN PENGASINGAN SISA PEPEJAL DI PUNCA
STATISTICS ON SEPERATION AT SOURCE ENFORCEMENT

| NEGERI <i>STATE</i> | TAMAN PERUMAHAN DIPERIKSA <i>RESIDENTIAL AREA</i> <i>INSPECTED</i> | PREMIS DIPERIKSA <i>PREMISES INSPECTED</i> | NOTIS KESALAHAN <i>NOTICE ISSUED</i> | KOMPAUN <i>COMPOUND</i> |
|-------------------------------|---|--|--|-----------------------------------|
| Johor | 1,312 | 109,047 | 31 | 19 |
| Kedah | 576 | 74,965 | 30 | 22 |
| Melaka | 186 | 23,155 | 8 | 4 |
| Negeri Sembilan | 278 | 44,884 | 42 | 12 |
| Pahang | 501 | 39,427 | 56 | 46 |
| Perlis | 467 | 20,540 | 20 | 8 |
| W.P. Kuala Lumpur | 154 | 15,799 | 39 | 7 |
| W.P. Putrajaya | 27 | 2,509 | 1 | - |
| JUMLAH <i>TOTAL</i> | 3,501 | 330,326 | 227 | 118 |

STATISTIK KUTIPAN SISA KITAR SEMULA (TAN)
STATISTICS ON RECYCLABLE WASTE COLLECTION (TONNE)

| NEGERI STATE | JAN. JAN. | FEB. FEB. | MAC. MAR. | APR. APR. | MEI MAY | JUN JUNE | JUL. JULY | OGOS AUG. | SEPT. SEPT. | OKT. OCT. | NOV. NOV. | DIS. DEC. | JUMLAH TOTAL |
|-------------------------|--------------|--------------|--------------|--------------|------------|-------------|--------------|--------------|----------------|--------------|--------------|--------------|-----------------|
| Johor | 64 | 43 | 48 | 49 | 54 | 46 | 48 | 75 | 58 | 66 | 59 | 60 | 667 |
| Kedah | 22 | 15 | 15 | 11 | 12 | 8 | 8 | 9 | 9 | 8 | 8 | 8 | 135 |
| Melaka | 29 | 22 | 20 | 23 | 28 | 24 | 25 | 21 | 17 | 24 | 25 | 27 | 284 |
| Negeri Sembilan | 32 | 28 | 27 | 23 | 27 | 26 | 21 | 24 | 19 | 22 | 17 | 17 | 287 |
| Pahang | 46 | 28 | 30 | 25 | 30 | 32 | 30 | 35 | 20 | 28 | 19 | 29 | 353 |
| Perlis | 1 | 2 | 2 | 2 | 3 | 2 | 2 | 2 | 2 | 2 | 2 | 2 | 23 |
| W.P. Kuala Lumpur | 38 | 33 | 27 | 26 | 28 | 28 | 10 | 30 | 27 | 35 | 30 | 33 | 343 |
| W.P. Putrajaya | 21 | 3 | 16 | 14 | 22 | 16 | 16 | 19 | 11 | 18 | 7 | 5 | 168 |
| JUMLAH TOTAL | 252 | 174 | 183 | 173 | 204 | 182 | 160 | 216 | 163 | 203 | 167 | 181 | 2,258 |

PROGRAM KITAR SEMULA
RECYCLING PROGRAMME

| PROGRAM PROGRAMME | KUTIPAN (TAN) COLLECTION |
|--|-----------------------------|
| Bank Kitar Semula di Sekolah <i>Recycling Bank in School</i> | 1,039 |
| Bank Kitar Semula di Tadika <i>Recycling Bank in Kindergarten</i> | 88 |
| Kitar Semula di Pejabat Kerajaan <i>Recycling Bank in Government Office</i> | 1,135 |
| Kitar Semula di Pasar Raya <i>Recycling Bank in Supermarket</i> | 1,172 |
| Kitar Semula di Komuniti <i>Recycling Bank in Community Area</i> | 383 |

STATISTIK OPERASI DAN KEMPEN BERSEPADU BERKAITAN PENGUATKUASAAN AKTA 672

STATISTICS ON INTEGRATED OPERATION AND CAMPAIGN ON THE ENFORCEMENT OF ACT 672

| NEGERI STATE | PEMANTAUAN KAWASAN TUMPUAN MONITORING ON FOCUSED AREA | OPERASI BERSEPADU ANTI LITTER BERSAMA PBT INTEGRATED OPERATION ON ANTI LITTER WITH PBT | OPERASI PEMANTAUAN BERSAMA AGENSI BERKAITAN MONITORING OPERATION WITH RELATED AGENCY | OPERASI PENGUATKUASAAN BERSEPADU BERSAMA AGENSI LAIN YANG BERKAITAN ENFORCEMENT INTEGRATED OPERATION OTHER RELATED AGENCY | PEMERIKSAAN LESEN PENYEDIAAN KONTRAKTOR LICENCE ON CONTRACTOR PROVIDING INSPECTION | KEMPEN KESEDARAN AWAM (UNDANG-UNDANG DAN PERATURAN PENGURUSAN SISA PEPEJAL) PUBLIC AWARENESS CAMPAIGN (LAWS AND REGULATIONS ON SOLID WASTE MANAGEMENT) |
|---|--|---|--|--|---|---|
| Johor | 2 | 12 | 17 | 13 | 6 | 23 |
| Kedah | 11 | 4 | 13 | 15 | 2 | 184 |
| Melaka | - | 2 | 7 | 3 | 2 | 34 |
| Negeri Sembilan | 122 | 3 | 52 | 32 | 35 | 129 |
| Pahang | 42 | 27 | 86 | 66 | 25 | 66 |
| Perlis | 42 | - | 14 | 2 | 2 | 22 |
| W.P. Kuala Lumpur dan W.P. Putrajaya | - | - | - | - | 7 | - |
| JUMLAH TOTAL | 219 | 48 | 189 | 131 | 79 | 458 |

STATISTIK PEMBASMIAN PEMBUANGAN SAMPAH HARAM
STATISTICS ON ERADICATION OF ILLEGAL WASTE DUMPING

| NEGERI STATE | BULAN MONTH | | | | | | | | | | | | JUMLAH TOTAL |
|-------------------------|----------------|--------------|--------------|--------------|------------|--------------|--------------|--------------|----------------|--------------|--------------|--------------|-----------------|
| | JAN. JAN. | FEB. FEB. | MAR. MAR. | APR. APR. | MEI MAY | JUN. JUNE | JUL. JULY | OGOS AUG. | SEPT. SEPT. | OKT. OCT. | NOV. NOV. | DIS. DEC. | |
| Johor | 12 | 5 | 2 | 1 | 5 | 3 | 0 | 5 | 2 | 1 | 1 | - | 37 |
| Kedah | 4 | 5 | 2 | 2 | 3 | 1 | 3 | 5 | 3 | 9 | - | - | 37 |
| Melaka | 1 | - | - | - | - | - | - | 4 | - | 2 | 5 | - | 12 |
| Negeri Sembilan | 12 | 13 | 11 | 10 | - | 2 | 1 | - | - | 4 | 1 | 2 | 56 |
| Pahang | 2 | 6 | 8 | 8 | 5 | 4 | 4 | 5 | 4 | 3 | 13 | 2 | 64 |
| Perlis | - | 2 | 3 | - | - | - | 1 | - | 1 | - | - | - | 7 |
| W.P. Kuala Lumpur | - | 1 | - | 1 | - | 1 | 2 | - | - | - | - | 1 | 6 |
| JUMLAH TOTAL | 31 | 32 | 26 | 22 | 13 | 11 | 11 | 19 | 10 | 19 | 20 | 5 | 219 |



SIDANG REDAKSI

PENAUNG

YBhg. Dato' Sri Haji Mohammad bin Mentek
Ketua Setiausaha
Kementerian Perumahan dan Kerajaan Tempatan

PENASIHAT

YBrs. Dr. Mary Wong Lai Lin
Timbalan Ketua Setiausaha (Dasar)

EDITOR

YBrs. Dr. Siti Muhaza binti Sheikh Zainal
Setiausaha Bahagian Dasar dan Inspektorat

Puan Komathi Pindaya
Puan Sulindar Binti Lili
Cik Josephin Anak Puis