




KEMENTERIAN PERUMAHAN DAN KERAJAAN TEMPATAN  
MINISTRY OF HOUSING AND LOCAL GOVERNMENT

# STATISTIK SIRI MASA TIME SERIES STATISTICS MyKPKT 2019





**STATISTIK SIRI MASA**  
*TIME SERIES STATISTICS*  
**MyKPKT 2019**

**Diterbitkan oleh/ Published by:**  
**Kementerian Perumahan dan Kerajaan Tempatan**  
*Ministry of Housing and Local Government*

**PENAFIAN**  
*DISCLAIMER*

**Walaupun segala penelitian telah diambil dalam penyediaan maklumat dalam penerbitan ini, tiada waranti, secara nyata atau tersirat diberikan oleh Kementerian Perumahan dan Kerajaan Tempatan (KPKT) ataupun Kerajaan Malaysia tentang kesempurnaan dan ketepatan maklumat yang diberi, dan KPKT ataupun Kerajaan Malaysia tidak bertanggungjawab atas apa-apa kesilapan atau ketinggalan maklumat yang mungkin berlaku. KPKT ataupun Kerajaan Malaysia tidak sekali-kali boleh dipertanggungjawabkan atau dipertanggungjawabkan bagi apa jua ganti rugi, termasuk tanpa batasan, ganti rugi khas, tidak langsung atau berbangkit yang timbul daripada atau berkaitan dengan penggunaan atau kebergantungan maklumat yang terkandung dalamnya.**

*Whilst every care is taken in the preparation of the information contained in this publication, no warranty, whether expressed or implied is given by the Ministry of Housing and Local Government (KPKT) or the Government of Malaysia as the completeness and accuracy of the information given and KPKT or the Government of Malaysia is not responsible for any errors or omissions which may occur. In no circumstances will KPKT or the Government of Malaysia be liable or responsible for any damages whatsoever, including without limitation, special, indirect or consequential damages arising out of or related to the use or reliance of the information contained in it.*

**KANDUNGAN**  
CONTENTS

<b>PENAFIAN</b> <i>DISCLAIMER</i>	<b>2</b>
<b>DASAR</b> <i>POLICY</i>	<b>10</b>
<b>AKTA-AKTA DAN PERATURAN-PERATURAN DI BAWAH BIDANGKUASA KPKT</b> <i>ACTS AND REGULATIONS UNDER THE LEGISLATION OF KPKT</i>	<b>11</b>
<b>SEPINTAS LALU</b> <i>AT GLANCE</i>	<b>15</b>
<b>Penduduk Malaysia, 2010 - 2019</b> <i>Malaysia Population, 2010 - 2019</i>	<b>20</b>
<b>Penduduk mengikut Negeri, 2010 - 2019</b> <i>Population by State, 2010 - 2019</i>	<b>21</b>
<b>Pendapatan Isi Rumah Kasar Bulanan Purata Kumpulan Isi Rumah mengikut Kumpulan Etnik Ketua Isi Rumah dan Strata, Malaysia, 1992 - 2019</b> <i>Mean of Monthly Household Gross Income of Household Group by Ethnic Group of Head of Household and Strata, Malaysia, 1992 - 2019</i>	<b>22</b>
<b>Harga Semua Rumah dan Perubahan Indeks Harga Rumah Malaysia, 2010 - 2019</b> <i>All Houses Price and Change of Malaysia House Price Index, 2010 - 2019</i>	<b>24</b>
<b>Harga Kediaman (Semua Rumah) mengikut Negeri, 2015 - 2019</b> <i>Residential Price (All Houses) by State, 2015 - 2019</i>	<b>25</b>
<b>JABATAN PERUMAHAN NEGARA</b> <i>NATIONAL HOUSING DEPARTMENT</i>	
<b>Projek Program Perumahan Rakyat Siap Dibina, 2010 - 2019</b> <i>Program Perumahan Rakyat Completed Project, 2010 - 2019</i>	<b>26</b>

**KANDUNGAN**

## CONTENTS

<b>Status Keseluruhan Pelaksanaan Projek Program Perumahan Rakyat, 2012 - 2019</b>	<b>27</b>
<i>Overall Status of Implementation Program Perumahan Rakyat, 2012 - 2019</i>	
<b>Status Projek Perumahan Swasta, 2017 - 2019</b>	<b>28</b>
<i>Private Housing Project Status, 2017 - 2019</i>	
<b>Bilangan Projek Perumahan Swasta, 2012 - 2019</b>	<b>30</b>
<i>Number of Private Housing Projects, 2012 - 2019</i>	
<b>Bilangan Pembeli Projek Perumahan Swasta, 2012 - 2019</b>	<b>31</b>
<i>Number of Private Housing Projects Buyer, 2012 - 2019</i>	
<b>Bilangan Unit Projek Perumahan Swasta, 2012 - 2019</b>	<b>32</b>
<i>Number of Private Housing Projects Unit, 2012 - 2019</i>	
<b>Bilangan Unit Rumah yang Diluluskan Pembinaan kepada Pemaju Swasta mengikut Kategori Harga Rumah, 2012 - 2019</b>	<b>33</b>
<i>Number of Housing Unit Approved for Construction to Private Developers by Category of House Prices, 2012 - 2019</i>	
<b>Bilangan Pengeluaran Lesen Pemajuan Perumahan, Permit Iklan dan Jualan, 2012 - 2019</b>	<b>34</b>
<i>Number of Housing Development Licences, Advertisement and Sales Permits Issued, 2012 - 2019</i>	
<b>Bilangan Pengeluaran Lesen Pemajuan Perumahan, Permit Iklan dan Jualan mengikut Negeri, 2014 - 2019</b>	<b>35</b>
<i>Number of New Housing Development Licences, Advertisement and Sales Permits Issued by State, 2014 - 2019</i>	
<b>Bilangan Pengeluaran Pembaharuan Lesen Pemajuan Perumahan, Permit Iklan dan Jualan mengikut Negeri, 2014 - 2019</b>	<b>36</b>
<i>Number of Housing Development Licences, Advertisement and Sales Permits Renewal Issued by State, 2014 - 2019</i>	
<b>Status Projek Perumahan Terbengkalai, 2013 - 2019</b>	<b>37</b>
<i>Abandoned Housing Projects Status, 2013 - 2019</i>	

**KANDUNGAN**  
CONTENTS

<b>Projek Perumahan Terbengkalai mengikut Negeri, 2016 - 2019</b>	<b>38</b>
<i>Abandoned Housing Projects by State, 2016 - 2019</i>	
<b>Bilangan Permohonan Skim Pinjaman Perumahan Diluluskan mengikut Negeri, 2011 - 2019</b>	<b>39</b>
<i>Number of Application for Housing Loan Scheme Approved by State, 2011 - 2019</i>	
<b>Bilangan Pemaju Perumahan yang Disenarai Hitam mengikut Kesalahan, 2013 - 2019</b>	<b>40</b>
<i>Number of Housing Developers Blacklisted by Offences, 2013 - 2019</i>	
<b>Bilangan Ahli Lembaga Pengarah yang Disenarai Hitam mengikut Kesalahan, 2013 - 2019</b>	<b>41</b>
<i>Number of Board of Directors Blacklisted by Offences, 2013 - 2019</i>	
<b>Bilangan Pemaju Perumahan yang Dikenakan Kompaun, 2014 - 2019</b>	<b>42</b>
<i>Number of Housing Developers Compounded, 2014 - 2019</i>	
<b>JABATAN BOMBA DAN PENYELAMAT MALAYSIA</b>	
<i>FIRE AND RESCUE DEPARTMENT OF MALAYSIA</i>	
<b>Bilangan Panggilan Kebakaran Diterima oleh Jabatan Bomba dan Penyelamat Malaysia, 2012 - 2019</b>	<b>43</b>
<i>Number of Fire Calls Received by Fire and Rescue Department of Malaysia, 2012 - 2019</i>	
<b>Bilangan Kebakaran mengikut Jenis Kes Kebakaran, 2012 - 2019</b>	<b>44</b>
<i>Number of Fire by Type of Fire Case, 2012 - 2019</i>	
<b>Bilangan Panggilan Menyelamat Diterima oleh Jabatan Bomba dan Penyelamat Malaysia, 2012 - 2019</b>	<b>45</b>
<i>Number of Rescue Calls Received by Fire and Rescue Department of Malaysia, 2012 - 2019</i>	
<b>Bilangan Panggilan Khidmat Khas Diterima oleh Jabatan Bomba dan Penyelamat Malaysia, 2012 - 2019</b>	<b>46</b>
<i>Number of Special Service Calls Received by Fire and Rescue Department of Malaysia, 2012 - 2019</i>	
<b>Bilangan Panggilan Palsu Diterima oleh Jabatan Bomba dan Penyelamat Malaysia, 2009- 2019</b>	<b>47</b>
<i>Number of False Calls Received by Fire and Rescue Department of Malaysia, 2009 - 2019</i>	
<b>Penyelamatan dan Khidmat Kemanusiaan, 2009 - 2019</b>	<b>48</b>
<i>Rescue and Humanitarian Services, 2009 - 2019</i>	

**KANDUNGAN**  
CONTENTS

<b>Punca Kebakaran di Malaysia, 2009 - 2019</b>	<b>49</b>
<i>Cause of Fire in Malaysia, 2009 - 2019</i>	
<b>Punca Kebakaran Bangunan, 2009 - 2019</b>	<b>50</b>
<i>Cause of Building Fire, 2009 - 2019</i>	
<b>Penyelamatan Kemalangan Jalan Raya, 2009 - 2019</b>	<b>51</b>
<i>Road Accidents Rescue, 2009 - 2019</i>	
<b>Penyelamatan bagi Tumpahan dan Kebocoran Bahan Berbahaya, 2009 - 2019</b>	<b>52</b>
<i>Hazardous Material Spill and Leakage Rescue, 2009 - 2019</i>	
<b>Penyelamatan bagi Operasi Mencari dan Menyelamat, 2009 - 2019</b>	<b>53</b>
<i>Search and Rescue Operation, 2009 - 2019</i>	
<b>Penyelamatan bagi Kecemasan Bangunan/Struktur, 2009 - 2019</b>	<b>54</b>
<i>Building/Structural Emergencies Rescue, 2009 - 2019</i>	
<b>Penyelamatan bagi Bencana Alam, 2009 - 2019</b>	<b>55</b>
<i>Natural Disaster Rescue, 2009 - 2019</i>	
<b>Penyelamatan bagi Kecemasan Lain/Khidmat Kemanusiaan, 2009 - 2019</b>	<b>56</b>
<i>Other Emergencies/Human Services Rescue, 2009 - 2019</i>	
<b>Kematian dan Kecederaan Akibat Kebakaran, 2011 - 2019</b>	<b>57</b>
<i>Death and Injury Due to Fire, 2011 - 2019</i>	
<b>Kematian dan Kecederaan bagi Kes Menyelamat, 2011 - 2019</b>	<b>58</b>
<i>Death and Injury for Rescue Cases, 2011 - 2019</i>	
<b>Taksiran Harta Diselamatkan Akibat Kebakaran dan Lain-Lain Kes Menyelamat, 2012 - 2019</b>	<b>59</b>
<i>Estimated Property Rescue Due to Fire and Other Rescue Cases, 2012 - 2019</i>	
<b>Taksiran Kerugian Harta Akibat Kebakaran dan Lain-Lain Kes Menyelamat, 2012 - 2019</b>	<b>60</b>
<i>Estimated Property Loss Due to Fire and Other Rescue Cases, 2012 - 2019</i>	
<b>Kes Kebakaran mengikut Jenis Bangunan, 2015 - 2019</b>	<b>61</b>
<i>Fire Cases by Type of Building, 2015 - 2019</i>	

**KANDUNGAN**  
CONTENTS

**JABATAN KERAJAAN TEMPATAN**

*LOCAL GOVERNMENT DEPARTMENT*

<b>Bilangan Projek BP.1, 2014 - 2019</b>	<b>64</b>
<i>Number of BP.1 Projects, 2014 - 2019</i>	
<b>Peruntukan Projek BP.1, 2014 - 2019</b>	<b>65</b>
<i>BP.1 Projects Allocation, 2014 - 2019</i>	
<b>Bilangan Unit CCTV yang Dipasang di Pihak Berkuasa Tempatan mengikut Negeri, 2013 - 2019</b>	<b>66</b>
<i>Number of CCTV Installed in Local Authority Areas by State, 2013 - 2019</i>	
<b>Bilangan Permohonan yang Diterima oleh Pusat Khidmat Setempat (OSC), 2010 - 2019</b>	<b>67</b>
<i>Number of Application Received by One Stop Centre (OSC), 2010 - 2019</i>	

**JABATAN PENGURUSAN SISA PEPEJAL NEGARA**

*NATIONAL SOLID WASTE MANAGEMENT DEPARTMENT*

<b>Tahap Operasi Pelupusan Sisa Pepejal, 2012 - 2019</b>	<b>68</b>
<i>Solid Waste Landfill Operating Stage, 2012 - 2019</i>	

**PERBADANAN PENGURUSAN SISA PEPEJAL DAN PEMBERSIHAN AWAM (SWCORP)**

*SOLID WASTE AND PUBLIC CLEANSING MANAGEMENT CORPORATION (SWCORP)*

<b>Kutipan Sisa Pepejal, 2016 - 2019</b>	<b>70</b>
<i>Solid Waste Collection, 2016 - 2019</i>	

**TRIBUNAL PERUMAHAN DAN PENGURUSAN STRATA**

*TRIBUNAL FOR HOUSING AND STRATA MANAGEMENT*

<b>Bilangan Pendaftaran dan Penyelesaian Kes di Tribunal Tuntutan Pembeli Rumah, 2016 - 2019</b>	<b>71</b>
<i>Number of Registered and Settlement Case in Tribunal for Homebuyer Claims, 2016 - 2019</i>	
<b>Bilangan Pendaftaran dan Penyelesaian Kes di Tribunal Pengurusan Strata, 2016 - 2019</b>	<b>72</b>
<i>Number of Registered and Settlement Case in Tribunal for Strata Management, 2016 - 2019</i>	

**KANDUNGAN**  
CONTENTS

<b>Permohonan Semakan Kehakiman, 2016 - 2019</b> <i>Application for Judicial Review, 2016 - 2019</i>	<b>73</b>
<b>BAHAGIAN KAWALAN KREDIT KOMUNITI</b> <i>COMMUNITY CREDIT CONTROL DIVISION</i>	
<b>Bilangan Kredit Komuniti Berlesen yang Aktif mengikut Negeri, 2010 - 2019</b> <i>Number of Active Licenced Community Credit by State, 2010 - 2019</i>	<b>74</b>
<b>Bilangan Pemegang Pajak Gadai yang Aktif mengikut Negeri, 2010 - 2019</b> <i>Number of Active Licenced Pawnbrokers by State, 2010 - 2019</i>	<b>75</b>
<b>Bilangan Pengeluaran Lesen Baharu Kredit Komuniti, 2009 - 2019</b> <i>Number of New Community Credit Licence Issued, 2010 - 2019</i>	<b>76</b>
<b>Bilangan Pembaharuan Lesen Kredit Komuniti, 2009 - 2019</b> <i>Number of Community Credit Renewal Licence, 2009 - 2019</i>	<b>77</b>
<b>Bilangan Pengeluaran Lesen Baharu Pemegang Pajak Gadai, 2009 - 2019</b> <i>Number of New Pawnbrokers Licence Issued, 2009 - 2019</i>	<b>78</b>
<b>Bilangan Pembaharuan Lesen Pemegang Pajak Gadai, 2009 - 2019</b> <i>Number of Pawnbrokers Renewal Licence, 2009 - 2019</i>	<b>79</b>
<b>Bilangan Pengeluaran Permit Baharu Kredit Komuniti, 2009 - 2019</b> <i>Number of Newly Issued Community Credit Permit, 2009 - 2019</i>	<b>80</b>
<b>Bilangan Pembaharuan Permit Kredit Komuniti, 2009 - 2019</b> <i>Number of Community Credit Renewal Permit, 2009 - 2019</i>	<b>81</b>
<b>Bilangan Pengeluaran Permit Baharu Pemegang Pajak Gadai, 2013 - 2019</b> <i>Number of Newly Issued Pawnbrokers Permit, 2013 - 2019</i>	<b>82</b>
<b>Bilangan Pembaharuan Permit Pemegang Pajak Gadai, 2013 - 2019</b> <i>Number of Pawnbrokers Permit Renewal, 2013 - 2019</i>	<b>83</b>

**KANDUNGAN**  
CONTENTS

**BAHAGIAN KESEJAHTERAAN BANDAR**


*URBAN WELLBEING DIVISION*

<b>Kemiskinan Bandar, 2014 - 2019</b>	<b>84</b>
<i>Urban Poverty, 2014 - 2019</i>	
<b>Bilangan Peserta Program Azam Bandar Diluluskan, 2012 - 2019</b>	<b>85</b>
<i>Number of Approved Program Azam Bandar Participants, 2012 - 2019</i>	
<b>Bilangan Peserta Kios Penjaja Bandar, 2011- 2019</b>	<b>86</b>
<i>Number of Urban Hawker Kiosk Participants, 2011 - 2019</i>	
<b>Bilangan Penerima Program Bantuan Titipan Kasih, 2013 - 2019</b>	<b>87</b>
<i>Number of Food Basket Programme Recipients, 2013 - 2019</i>	
<b>Bilangan Penerima yang Diluluskan bagi Program Bantuan Baik Pulih Rumah Daif di Bandar, 2016 - 2019</b>	<b>88</b>
<i>Number of Approved Home Repair Aid Programmes Recipients, 2016 - 2019</i>	

**BAHAGIAN PERKHIDMATAN PERBANDARAN**

*URBAN SERVICES DIVISION*

<b>Program Penyelenggaraan Perumahan Awam, 2017 - 2019</b>	<b>89</b>
<i>Public Housing Maintenance Program, 2017 - 2018</i>	
<b>Tabung Penyelenggaraan Perumahan Swasta, 2017 - 2019</b>	<b>90</b>
<i>Private Housing Maintenance Fund, 2017 - 2019</i>	

**DASAR  
POLICY****Dasar Perumahan Negara**  
*National Housing Policy***Dasar Perumahan Mampu Milik**  
*Affordable Housing Policy***Dasar Pengurusan Sisa Pepejal Negara**  
*National Solid Waste Management Policy***Dasar Komuniti Negara**  
*National Community Policy*


**AKTA-AKTA DAN PERATURAN DI BAWAH BIDANGKUASA KPKT**  
ACTS AND REGULATIONS UNDER THE LEGISLATION OF KPKT

**PERUMAHAN**  
HOUSING

**A. Akta Pemajuan Perumahan (Kawalan dan Pelesenan) 1966 [Akta 118]**

**Peraturan-peraturan/ Regulations:**

- Peraturan-Peraturan Pemaju Perumahan (Kawalan dan Pelesenan) 1989
- Peraturan-Peraturan Pemaju Perumahan (Kawalan dan Pelesenan) (Pindaan) 1994
- Peraturan-Peraturan Pemaju Perumahan (Kawalan dan Pelesenan) (Pindaan) 1995
- Peraturan-Peraturan Pemaju Perumahan (Kawalan dan Pelesenan) (Pindaan) 1996
- Peraturan-Peraturan Pemaju Perumahan (Kawalan dan Pelesenan) (Pindaan) 1998
- Peraturan-Peraturan Pemaju Perumahan (Kawalan dan Pelesenan) (Pindaan) 2002
- Peraturan-Peraturan Pemajuan Perumahan (Kawalan dan Pelesenan) (Pindaan) 2003
- Peraturan-Peraturan Pemajuan Perumahan (Kawalan dan Pelesenan) (Pindaan) 2007
- Peraturan-Peraturan Pemajuan Perumahan (Kawalan dan Pelesenan) (Pindaan) 2008
- Perintah Wilayah Persekutuan Labuan (Pemerluasan Dan Ubah Suaian Akta Pemajuan Perumahan (Kawalan dan Pelesenan) 1966) 2010
- Peraturan-Peraturan Pemaju Perumahan (Akaun Pemajuan Perumahan) 1991
- Peraturan-Peraturan Pemaju Perumahan (Akaun Pemajuan Perumahan) (Pindaan) 1994
- Peraturan-Peraturan Pemaju Perumahan (Akaun Pemajuan Perumahan) (Pindaan) 2002
- Peraturan-Peraturan Pemajuan Perumahan (Pengkompaunan Kesalahan) 2002
- Peraturan-Peraturan Pemajuan Perumahan (Tribunal Tuntutan Pembeli Rumah) 2002
- Akta Pemajuan Perumahan (Kawalan dan Pelesenan) Pindaan 2012
- Peraturan-Peraturan Pemajuan Perumahan (Akaun Pemajuan Perumahan)(Pindaan) 2015




**B. Akta Bangunan dan Harta Bersama (Penyenggaraan dan Pengurusan) 2007 [Akta 663]**

**C. Akta Pengurusan Strata 2013 [Akta 757]**

- Peraturan-Peraturan Pengurusan Strata (Tribunal Pengurusan Strata) 2015
- Peraturan Penyenggaraan Pengurusan Strata 2015

**D. Akta Tuan Rumah Inapan 1952 [Akta 248]**



**AKTA-AKTA DAN PERATURAN DI BAWAH BIDANGKUASA KPKT (SAMB.)**  
*ACTS AND REGULATIONS UNDER THE LEGISLATION OF KPKT (CONT'D.)*

**KERAJAAN TEMPATAN**  
*LOCAL GOVERNMENT*

**A. Akta Kerajaan Tempatan 1976 [Akta 171]**


Undang-Undang Kecil:

- Undang-undang Kecil Tred Perniagaan dan Perindustrian
- Undang-undang Kecil Krematorium
- Undang-undang Kecil Pasar
- Undang-undang Kecil Penjaja
- Undang-undang Kecil Kedai Gunting Rambut dan Pemandan Rambut
- Undang-undang Kecil Iklan
- Undang-undang Kecil Kolam Renang
- Undang-undang Kecil Taman
- Undang-undang Kecil Pelesenan Tempat Letak Kereta Persendirian
- Undang-undang Kecil Mengkompaun Kesalahan
- Undang-undang Kecil Pelesenan Anjing
- Undang-undang Kecil Pengendalian Makanan
- Undang-undang Kecil Rumah Urut
- Undang-undang Kecil Pemungutan, Pembuangan dan Pelupusan Sampah Sarap
- Undang-undang Kecil Tandas Awam
- Undang-undang Kecil Vandalisme
- Undang-undang Kecil Iklan Pilihanraya
- Undang-undang Kecil Establishment Makanan

**B. Akta Jalan, Parit dan Bangunan 1974 [Akta 133]**

Undang-Undang Kecil:

- Undang-undang Kecil Bangunan Seragam 1984
- Undang-Undang Kecil Kerja Tanah 1985



**AKTA-AKTA DAN PERATURAN DI BAWAH BIDANGKUASA KPPT (SAMB.)**  
*ACTS AND REGULATIONS UNDER THE LEGISLATION OF KPPT (CONT'D.)*

**PENGURUSAN SISA PEPEJAL DAN PEMBERSIHAN AWAM**  
*SOLID WASTE AND PUBLIC CLEANSING MANAGEMENT*

- i. Peraturan-Peraturan Pengurusan Sisa Pepejal dan Pembersihan Awam (Pelesenan) (Pengusahaan atau Penyediaan Perkhidmatan Pemungutan bagi Sisa Pepejal Pembinaan) 2018.
- ii. Peraturan-Peraturan Pengurusan Sisa Pepejal dan Pembersihan Awam (Skim bagi Sisa Pepejal Pembinaan) 2018.



**A. Akta Pengurusan Sisa Pepejal dan Pembersihan Awam 2007 (Akta 672)**

**B. Akta Perbadanan Pengurusan Sisa Pepejal dan Pembersihan Awam 2007 (Akta 673)**

**KEBOMBAAN DAN PENYELAMATAN**  
*FIRE AND RESCUE*

**A. Akta Perkhidmatan Bomba 1988 [Akta 341]**

**Peraturan-Peraturan dan Perintah/ Regulations and Order:**

- Peraturan-peraturan Perkhidmatan Bomba (Pengkompunan Kesalahan) 2000
- Peraturan-peraturan Perkhidmatan Bomba (Fee Pusat Latihan Bomba) 1996
- Peraturan-peraturan Perkhidmatan Bomba (Kumpulan Wang Kebajikan Jabatan Perkhidmatan Bomba) 1997
- Perintah Perkhidmatan Bomba (Premis Ditetapkan) 1998
- Peraturan-peraturan Perkhidmatan Bomba (Perakuan Bomba) 2001
- Peraturan-peraturan Perkhidmatan Bomba (Tatasusila Pegawai Bomba) 2003



**KREDIT KOMUNITI DAN PEMEGANG PAJAK GADAI**  
*COMMUNITY CREDIT AND PAWNBROKER*

**A. Akta Pemberi Pinjam Wang 1951 (Akta 400)**

**Peraturan-Peraturan/ Regulations:**

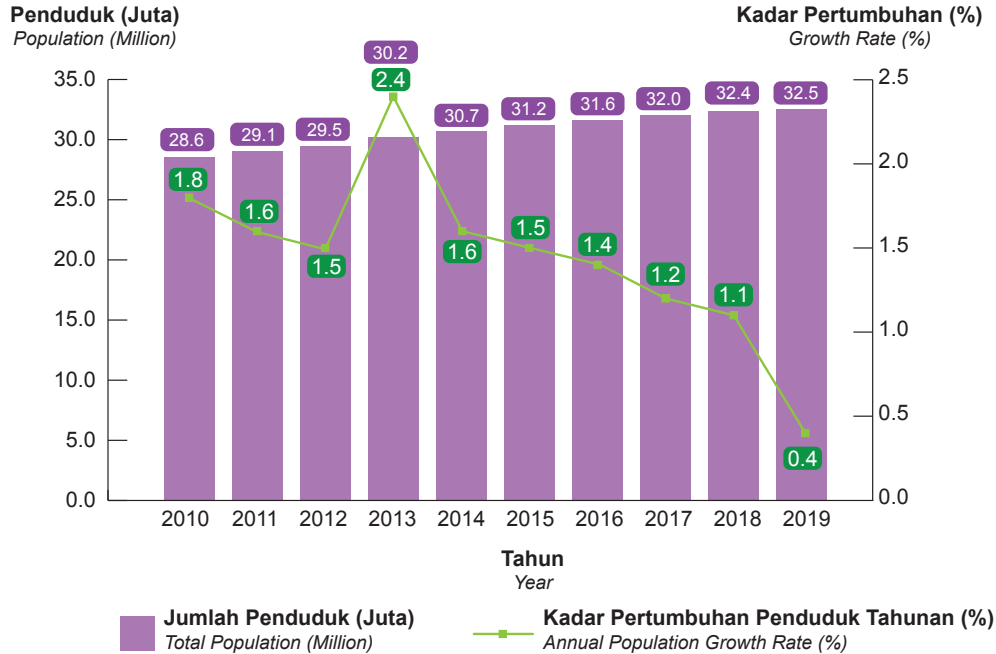
- Peraturan-peraturan Pemberi Pinjam Wang (Kawalan dan Pelesenan) 2003
- Peraturan-peraturan Pemberi Pinjam Wang (Pengkompunan Kesalahan) (Pindaan) 2018
- Kaedah-Kaedah Pemberi Pinjam Wang (Cara Rayuan) 2001

**B. Akta Pemegang Pajak Gadai 1972 [Akta 81]**

**Peraturan-Peraturan/ Regulations:**

- Peraturan-Peraturan Pemegang Pajak Gadai (Pengkompunan Kesalahan) 2018
- Peraturan-peraturan Pemegang Pajak Gadai (Kawalan dan Pelesenan) 2004

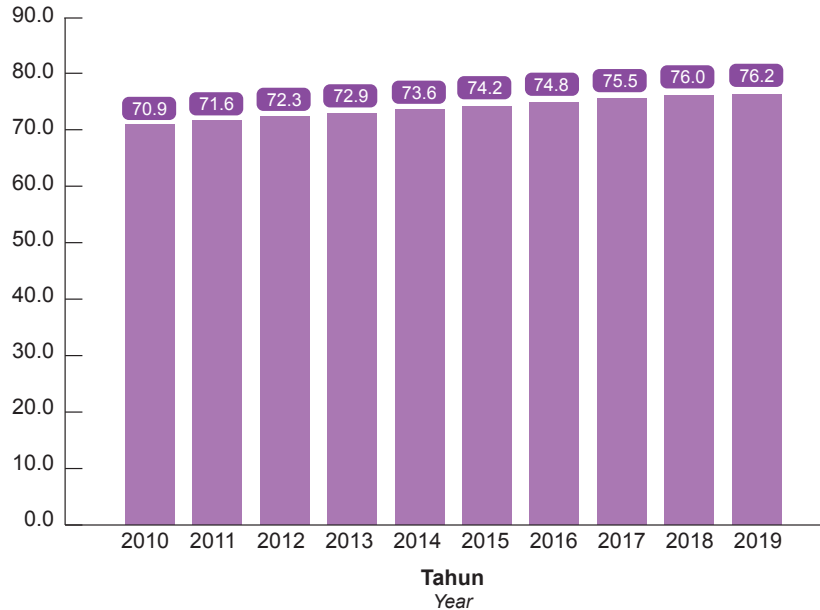


PENDUDUK MALAYSIA, 2010 - 2019  
MALAYSIA POPULATION, 2010 - 2019

Sumber: Jabatan Perangkaan Malaysia  
Source: Department of Statistics Malaysia

**KADAR URBANISASI DI MALAYSIA, 2010 - 2019**  
URBANISATION RATE IN MALAYSIA, 2010 - 2019

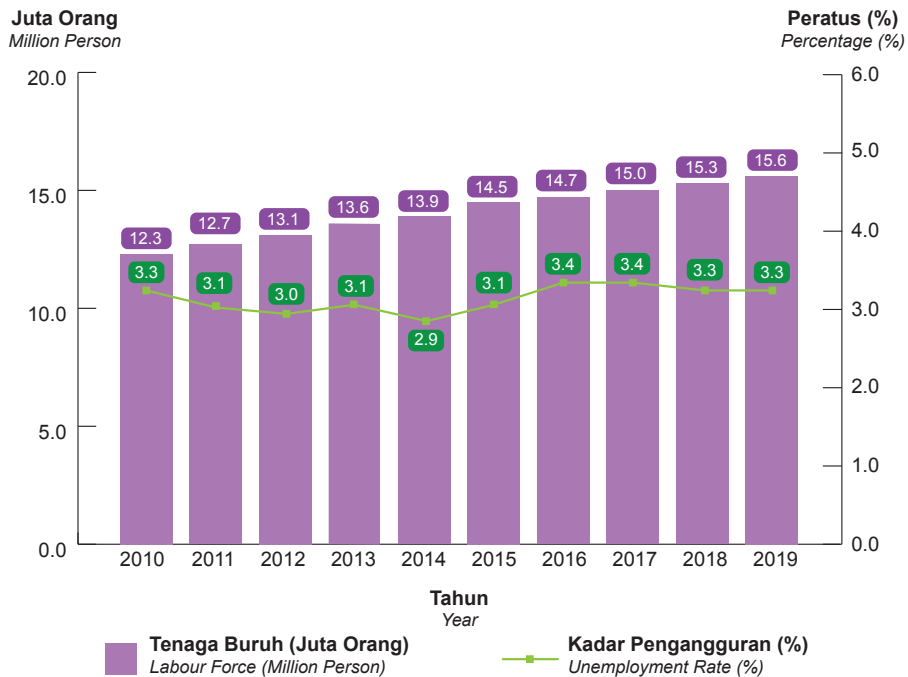
**Kadar Urbanisasi (%)**  
*Urbanisation Rate (%)*



**Nota/ Notes:**

Kadar urbanisasi merujuk kepada bilangan penduduk yang berada di kawasan bandar.  
*Urbanisation rate refers to the number of populations living in urban areas.*

Sumber: Jabatan Perangkaan Malaysia  
*Source: Department of Statistics Malaysia*

**TENAGA BURUH, 2015 - 2019**  
LABOUR FORCE, 2015 - 2019

Sumber: Jabatan Perangkaan Malaysia  
Source: Department of Statistics Malaysia

## KEMUDAHAN ASAS BASIC AMENITIES

### Jenis Pemilikan Rumah Type of Occupied Dwelling



Peratus (%) Percentage (%)	Malaysia	Bandar Urban	Luar Bandar Rural
<b>Dimiliki</b> <i>Owned</i>	<b>76.9</b>	<b>74.5</b>	<b>86.4</b>
	76.3	73.7	85.6
<b>Disewa</b> <i>Rented</i>	<b>19.8</b>	<b>22.8</b>	<b>7.7</b>
	19.6	23.0	7.3
<b>Kuarters</b> <i>Quarters</i>	<b>3.3</b>	<b>2.7</b>	<b>5.9</b>
	4.1	3.3	7.1

### Capaian Utiliti Awam Di Rumah Access to Public Utilities At Home

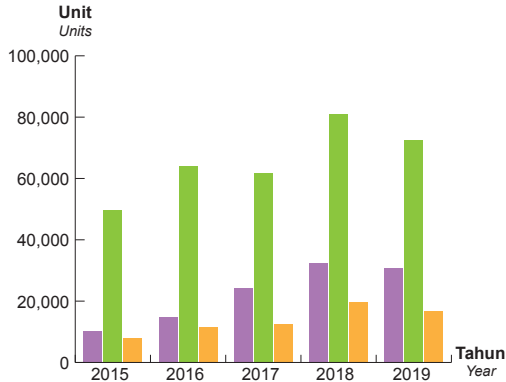


Peratus (%) Percentage (%)	Malaysia	Bandar Urban	Luar Bandar Rural
<b>Bekalan Air Paip</b> <i>Water Supply</i>	<b>95.9</b>	<b>98.7</b>	<b>84.7</b>
	95.5	98.8	83.4
<b>Bekalan Elektrik</b> <i>Electricity Supply</i>	<b>100.0</b>	<b>100.0</b>	<b>99.8</b>
	99.9	100.0	99.7
<b>Kutipan Sampah</b> <i>Garbage Collection</i>	<b>68.9</b>	<b>79.3</b>	<b>27.6</b>
	60.4	69.2	28.3

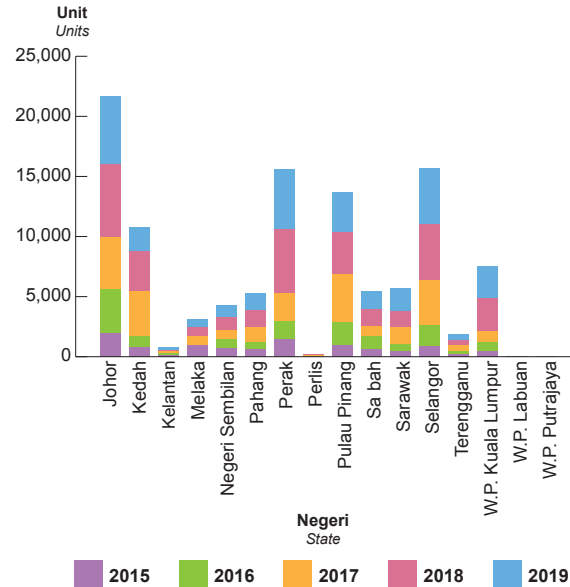
Nota/ Notes:

- 2019
- 2016

Sumber: Jabatan Perangkaan Malaysia  
Source: Department of Statistics Malaysia

**STATUS KEDIAMAN TIDAK TERJUAL**  
*RESIDENTIAL OVERHANG STATUS*


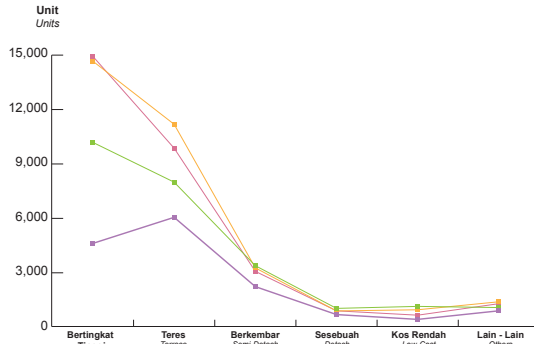
<b>Siap Dibina</b> <i>Completed</i>	10,285	14,792	24,378	32,313	30,664
<b>Dalam Pembinaan</b> <i>Under Construction</i>	49,568	64,077	61,882	80,984	72,692
<b>Belum Dibina</b> <i>Not Constructed</i>	8,032	11,622	12,626	19,865	16,744

**KEDIAMAN SIAP DIBINA TIDAK TERJUAL**  
*RESIDENTIAL OVERHANG BY STATE*


Sumber: Pusat Maklumat Harta Tanah Negara, Jabatan Perkhidmatan dan Penilaian Harta  
 Source: National Property Information Centre (NAPIC), Property and Valuation Services Department

**UNIT KEDIAMAN SIAP DIBINA TIDAK TERJUAL  
MENGIKUT JENIS**

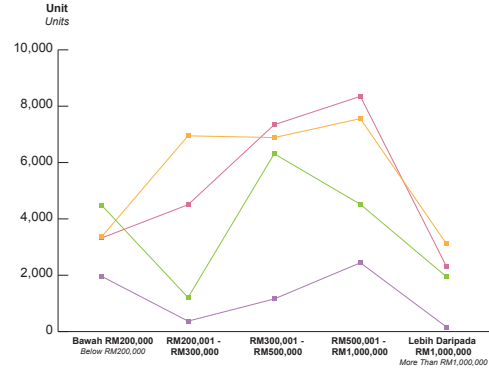
OVERHANG RESIDENTIAL UNITS BY TYPE



— 2016	4,608	6,050	2,210	661	394	869
— 2017	10,200	7,999	3,370	1,004	1,115	1,050
— 2018	14,699	11,206	3,248	863	927	1,370
— 2019	14,965	9,881	3,057	869	627	1,265

**UNIT KEDIAMAN SIAP DIBINA TIDAK TERJUAL  
MENGIKUT LINGKUNGAN HARGA**

OVERHANG RESIDENTIAL UNITS BY PRICE RANGE



— 2016	3,552	2,278	2,910	3,943	2,109
— 2017	5,578	2,951	7,054	5,612	3,543
— 2018	4,692	7,566	7,517	8,057	4,481
— 2019	4,653	5,600	7,883	8,693	3,835

Sumber: Pusat Maklumat Harta Tanah Negara, Jabatan Perkhidmatan dan Penilaian Harta  
Source: National Property Information Centre (NAPIC), Property and Valuation Services Department

**Penduduk Malaysia, 2010 - 2019**  
*Malaysia Population, 2010 - 2019*

<b>Penduduk</b> <i>Population</i>	<b>2010</b>	<b>2011</b>	<b>2012</b>	<b>2013</b>	<b>2014</b>	<b>2015</b>	<b>2016</b>	<b>2017</b>	<b>2018</b>	<b>2019</b>
<b>Jumlah Penduduk ('000)</b> <i>Total Population ('000)</i>	<b>28,588.6</b>	<b>29,062.0</b>	<b>29,510.0</b>	<b>30,213.7</b>	<b>30,708.5</b>	<b>31,186.1</b>	<b>31,633.5</b>	<b>32,022.6</b>	<b>32,382.3</b>	<b>32,523.0</b>
<b>Kadar pertumbuhan penduduk tahunan (%)</b> <i>Annual population growth rate (%)</i>	1.8	1.6	1.5	2.4	1.6	1.5	1.4	1.2	1.1	0.4
<b>Kewarganegaraan</b> <i>Citizenship (%)</i>										
<b>Warganegara</b> <i>Citizens</i>	91.9	91.6	91.4	90.4	90.2	90.0	89.8	89.7	89.7	90.3
<b>Bukan warganegara</b> <i>Non-citizens</i>	8.1	8.4	8.6	9.6	9.8	10.0	10.2	10.3	10.3	9.7
<b>Kumpulan etnik warganegara (%)</b> <i>Ethnic group of citizens (%)</i>										
<b>Bumiputera</b>	67.3	67.5	67.7	67.9	68.1	68.3	68.6	68.8	69.1	69.3
<b>Cina/ Chinese</b>	24.5	24.3	24.2	24.0	23.8	23.6	23.4	23.2	23.0	22.8
<b>India/ Indians</b>	7.3	7.3	7.2	7.2	7.1	7.1	7.0	7.0	6.9	6.9
<b>Lain-lain/ Others</b>	0.9	0.9	0.9	0.9	1.0	1.0	1.0	1.0	1.0	1.0
<b>Struktur umur (%)</b> <i>Age structure (%)</i>										
<b>Penduduk berumur 0-14 tahun</b> <i>Population aged 0-14 years</i>	27.4	26.8	26.4	25.8	25.3	24.9	24.5	24.1	23.8	23.5
<b>Penduduk berumur 15-64 tahun</b> <i>Population aged 15-64 years</i>	67.6	68.1	68.3	68.8	69.0	69.2	69.5	69.6	69.7	69.8
<b>Penduduk berumur 65 tahun dan lebih</b> <i>Population aged 65 years and over</i>	5.0	5.1	5.3	5.4	5.7	5.9	6.0	6.3	6.5	6.7

Sumber: Jabatan Perangkaan Malaysia  
 Source: Department of Statistics Malaysia

**Penduduk mengikut Negeri, 2010 - 2019**  
 Population by State, 2010 - 2019

('000)

Negeri State	2010	2011	2012	2013	2014	2015	2016	2017	2018	2019
Johor	3,362.9	3,410.5	3,450.4	3,474.4	3,559.8	3,610.3	3,651.8	3,697.0	3,749.4	3,761.2
Kedah	1,949.3	1,971.8	2,001.1	2,039.8	2,062.7	2,096.5	2,119.7	2,143.9	2,163.0	2,173.7
Kelantan	1,589.9	1,618.8	1,651.0	1,683.5	1,723.4	1,760.6	1,796.7	1,829.0	1,860.5	1,883.8
Melaka	823.6	833.2	843.2	856.7	871.7	889.0	901.1	913.1	922.4	928.4
Negeri Sembilan	1,029.5	1,047.4	1,057.7	1,072.2	1,079.6	1,088.8	1,099.3	1,114.0	1,122.9	1,126.2
Pahang	1,501.9	1,526.8	1,547.1	1,568.7	1,591.7	1,607.9	1,626.7	1,647.0	1,664.7	1,671.4
Perak	2,379.0	2,402.7	2,427.0	2,447.2	2,458.8	2,466.9	2,482.1	2,493.2	2,503.5	2,508.8
Perlis	235.8	237.3	239.4	242.1	245.1	248.5	251.0	252.0	253.5	254.0
Pulau Pinang	1,575.9	1,601.0	1,623.2	1,662.6	1,678.1	1,698.1	1,717.7	1,744.1	1,762.8	1,768.8
Sabah	3,260.0	3,345.5	3,432.7	3,611.5	3,669.9	3,720.5	3,802.8	3,855.9	3,898.4	3,904.4
Sarawak	2,487.1	2,527.9	2,569.7	2,642.5	2,664.0	2,701.5	2,738.7	2,766.3	2,791.7	2,806.0
Selangor	5,502.1	5,600.3	5,702.4	5,904.7	6,051.3	6,178.0	6,291.5	6,380.7	6,475.0	6,506.1
Terengganu	1,055.4	1,079.0	1,094.1	1,113.4	1,140.4	1,161.0	1,183.4	1,208.0	1,228.3	1,244.5
W.P. Kuala Lumpur	1,674.8	1,693.0	1,702.1	1,723.4	1,737.4	1,780.4	1,789.7	1,793.2	1,790.0	1,782.5
W.P. Labuan	88.2	89.4	90.5	91.4	93.8	95.1	96.8	97.6	99.0	99.3
W.P. Putrajaya	73.4	77.5	78.3	79.7	80.9	83.0	84.4	87.5	97.2	103.7
<b>Jumlah Total</b>	<b>28,588.6</b>	<b>29,062.0</b>	<b>29,510.0</b>	<b>30,213.7</b>	<b>30,708.5</b>	<b>31,186.1</b>	<b>31,633.5</b>	<b>32,022.6</b>	<b>32,382.3</b>	<b>32,523.0</b>

**Nota/ Notes:**

Sebarang perbezaan pada data yang dilaporkan adalah disebabkan oleh pembundaran.  
 Any differences in the aggregated data are due to rounding.

Sumber: Jabatan Perangkaan Malaysia  
 Source: Department of Statistics Malaysia

**Pendapatan Isi Rumah Kasar Bulanan Purata Kumpulan Isi Rumah mengikut Kumpulan Etnik  
 Ketua Isi Rumah dan Strata, Malaysia, 1992 - 2019**
*Mean of Monthly Household Gross Income of Household Group by Ethnic Group of Head of Household and Strata, Malaysia, 1992 - 2019*

(RM)

	Tertinggi 20% / Top 20%											
	1992	1995	1997	1999	2002	2004	2007	2009	2012	2014	2016	2019
<b>Malaysia</b>	3,965	5,202	6,854	6,268	7,745	8,337	9,173	9,987	12,159	14,305	16,088	18,506
<b>Kumpulan etnik/ Ethnic group</b>												
<b>Bumiputera</b>	3,191	3,986	5,195	4,855	5,849	6,877	7,668	8,976	10,666	12,630	14,098	17,555
<b>Cina/ Chinese</b>	5,334	7,270	9,246	8,470	10,914	11,131	11,878	12,152	15,254	17,981	20,534	19,605
<b>India/ Indians</b>	3,739	5,100	7,038	6,456	7,055	8,405	9,119	9,774	13,127	14,604	16,163	19,260
<b>Lain-lain/ Others</b>	2,794	3,106	4,351	3,242	5,472	6,016	10,830	10,123	9,741	14,732	11,541	18,065
<b>Strata</b>												
<b>Bandar/ Urban</b>	4,981	6,474	8,470	7,580	9,085	9,863	10,576	11,348	13,654	15,690	17,416	18,699
<b>Luar Bandar/ Rural</b>	2,277	3,153	4,130	4,124	4,057	4,330	5,220	6,033	6,905	8,180	9,471	15,941
	Pertengahan 40% / Middle 40%											
	1992	1995	1997	1999	2002	2004	2007	2009	2012	2014	2016	2019
<b>Malaysia</b>	1,388	1,777	2,250	2,204	2,660	2,875	3,282	3,631	4,573	5,662	6,502	7,348
<b>Kumpulan etnik/ Ethnic group</b>												
<b>Bumiputera</b>	1,121	1,461	1,795	1,810	2,167	2,408	2,863	3,272	4,123	5,190	5,953	7,279
<b>Cina/ Chinese</b>	1,971	2,560	3,405	3,168	3,780	3,951	4,389	4,560	5,836	7,049	8,162	7,553
<b>India/ Indians</b>	1,469	1,954	2,606	2,460	2,860	3,116	3,393	3,569	4,589	4,646	6,669	7,279
<b>Lain-lain/ Others</b>	1,040	1,131	1,380	1,204	1,931	1,973	2,459	2,875	3,341	5,510	4,489	7,050
<b>Strata</b>												
<b>Bandar/ Urban</b>	1,827	2,323	3,000	2,844	3,265	3,524	3,947	4,296	5,294	6,310	7,208	7,419
<b>Luar Bandar/ Rural</b>	962	1,235	1,564	1,577	1,612	1,762	2,104	2,313	2,930	3,729	4,194	6,943

**Pendapatan Isi Rumah Kasar Bulanan Purata Kumpulan Isi Rumah Mengikut Kumpulan Etnik  
Ketua Isi Rumah dan Strata, Malaysia, 1992 - 2019 (Samb.)**

*Mean of Monthly Household Gross Income of Household Group by Ethnic Group of Head of Household and Strata, Malaysia, 1992 - 2019 (Cont'd.)*

**(RM)**

	Terendah 40% / Bottom 40%											
	1992	1995	1997	1999	2002	2004	2007	2009	2012	2014	2016	2019
<b>Malaysia</b>	545	693	867	865	1,019	1,101	1,345	1,440	1,847	2,537	2,848	3,152
<b>Kumpulan etnik/ Ethnic group</b>												
<b>Bumiputera</b>	455	572	724	742	868	952	1,194	1,300	1,686	2,367	2,668	3,129
<b>Cina/ Chinese</b>	843	1,062	1,356	1,271	1,485	1,597	1,805	1,897	2,455	3,127	3,446	3,211
<b>India/ Indians</b>	671	868	1,149	1,092	1,249	1,339	1,545	1,547	1,937	2,672	3,131	3,232
<b>Lain-lain/ Others</b>	470	539	660	616	766	820	1,025	1,187	1,472	2,234	2,131	3,066
<b>Strata</b>												
<b>Bandar/ Urban</b>	761	942	1,193	1,155	1,344	1,450	1,655	1,794	2,235	2,927	3,262	3,264
<b>Luar Bandar/ Rural</b>	413	515	649	670	699	783	994	1,033	1,319	1,760	1,969	2,916

Sumber: Jabatan Perangkaan Malaysia  
Source: Department of Statistics Malaysia

**Harga Semua Rumah dan Perubahan Indeks Harga Rumah Malaysia, 2010 - 2019***All Houses Price and Change of Malaysia House Price Index, 2010 - 2019*

<b>Tahun</b> <i>Year</i>	<b>Harga Semua Rumah (RM)</b> <i>All House Price (RM)</i>	<b>Perubahan Indeks Harga Rumah Tahunan (%)</b> <i>Annual House Price Index Change (%)</i>
2010	217,857	5.5
2011	239,295	10.9
2012	271,384	13.4
2013	301,964	11.2
2014	330,428	9.4
2015	354,741	7.4
2016	379,843	7.1
2017	404,643	6.5
2018	418,047	3.3
2019	427,165	2.2

**Sumber: Pusat Maklumat Harta Tanah Negara, Jabatan Perkhidmatan dan Penilaian Harta***Source: National Property Information Centre (NAPIC), Property and Valuation Services Department*

**Harga Kediaman (Semua Rumah) mengikut Negeri, 2015 - 2019**  
*Residential Price (All Houses) by State, 2015 - 2019*

Negeri State	2015		2016		2017		2018		2019	
	Harga Minimum (RM/unit) <i>Minimum Price (RM/unit)</i>	Harga Maksimum (RM/unit) <i>Maximum Price (RM/unit)</i>	Harga Minimum (RM/unit) <i>Minimum Price (RM/unit)</i>	Harga Maksimum (RM/unit) <i>Maximum Price (RM/unit)</i>	Harga Minimum (RM/unit) <i>Minimum Price (RM/unit)</i>	Harga Maksimum (RM/unit) <i>Maximum Price (RM/unit)</i>	Harga Minimum (RM/unit) <i>Minimum Price (RM/unit)</i>	Harga Maksimum (RM/unit) <i>Maximum Price (RM/unit)</i>	Harga Minimum (RM/unit) <i>Minimum Price (RM/unit)</i>	Harga Maksimum (RM/unit) <i>Maximum Price (RM/unit)</i>
Johor	80,000	14,100,000	50,500	8,227,800	50,010	11,750,000	25,000	3,400,000	45,000	5,000,000
Kedah	75,700	1,540,000	50,716	2,300,000	75,000	2,535,000	35,000	900,000	45,000	880,000
Kelantan	80,000	1,565,000	52,000	735,000	43,000	1,900,000	25,000	920,000	45,000	850,000
Melaka	110,000	2,500,000	51,000	1,834,020	52,000	6,060,000	30,000	1,281,112	45,000	1,190,000
Negeri Sembilan	79,000	3,800,800	50,300	3,346,800	85,000	3,367,800	33,006	1,611,888	45,000	1,600,000
Pahang	119,000	10,578,000	51,550	2,103,000	87,000	2,250,000	30,000	2,300,000	45,000	950,000
Perak	91,000	8,000,000	51,000	2,961,150	87,000	10,000,000	25,000	2,240,000	45,000	1,800,000
Perlis	42,000	700,000	53,000	559,100	55,000	450,000	40,000	576,000	45,000	640,000
Pulau Pinang	95,000	19,300,000	51,000	6,500,000	90,000	28,000,000	26,000	13,500,000	45,000	2,000,000
Sabah	35,000	1,781,600	52,000	2,577,276	52,000	5,370,000	29,000	8,180,000	45,000	2,200,000
Sarawak	25,000	1,480,000	50,000	1,650,000	34,000	1,320,000	26,000	1,580,000	48,000	1,500,000
Selangor	135,000	13,500,000	51,030	8,680,000	100,745	14,200,000	25,000	5,380,000	45,000	4,500,000
Terengganu	74,000	1,700,000	63,000	1,200,000	51,000	1,350,000	25,000	1,000,000	50,000	645,000
W.P. Kuala Lumpur	80,800	16,670,000	52,000	18,680,000	51,000	20,020,000	34,000	11,280,000	73,000	6,650,000
W.P. Labuan	135,000	1,400,000	80,000	2,000,000	70,000	900,000	100,000	1,750,000	80,000	775,000
W.P. Putrajaya	140,000	2,200,000	185,500	3,310,000	185,000	3,670,000	191,000	6,000,000	173,000	3,511,000
<b>Harga Kediaman Residential Price</b>	<b>25,000</b>	<b>19,300,000</b>	<b>50,000</b>	<b>18,680,000</b>	<b>34,000</b>	<b>28,000,000</b>	<b>25,000</b>	<b>13,500,000</b>	<b>45,000</b>	<b>6,650,000</b>

Sumber: Pusat Maklumat Harta Tanah Negara, Jabatan Perkhidmatan dan Penilaian Harta  
Source: National Property Information Centre (NAPIC), Property and Valuation Services Department

**Projek Program Perumahan Rakyat Siap Dibina, 2010 - 2019**  
*Program Perumahan Rakyat Completed Project, 2010 - 2019*

Tahun Year	PPR Dimiliki <i>PPR for Ownership</i>		PPR Disewa <i>PPR for Rental</i>	
	Bilangan Projek <i>Number of Projects</i>	Bilangan Unit <i>Number of Units</i>	Bilangan Projek <i>Number of Projects</i>	Bilangan Unit <i>Number of Units</i>
2010	21	3,030	61	60,136
2011	21	3,030	64	51,185
2012	23	3,109	67	64,777
2013	24	4,109	73	67,467
2014	25	4,273	78	70,639
2015	31	7,773	82	72,479
2016	33	8,873	82	72,479
2017	39	12,051	83	72,439
2018	50	15,615	83	72,439
2019	59	19,886	83	72,439

Sumber: Jabatan Perumahan Negara  
*Source: National Housing Department*

**Status Pelaksanaan Projek Program Perumahan Rakyat Keseluruhan, 2012 - 2019**  
Overall Status of Implementation Program Perumahan Rakyat, 2012 - 2019

Projek <i>Projects</i>	Tahun <i>Year</i>	Projek Siap <i>Completed Project</i>		Projek Dalam Pembinaan <i>Project Under Construction</i>		Projek Dalam Perancangan <i>Project Under Planning</i>		Jumlah <i>Total</i>	
		Bilangan Projek <i>Number of Projects</i>	Bilangan Unit <i>Number of Units</i>	Bilangan Projek <i>Number of Projects</i>	Bilangan Unit <i>Number of Units</i>	Bilangan Projek <i>Number of Projects</i>	Bilangan Unit <i>Number of Units</i>	Bilangan Projek <i>Number of Projects</i>	Bilangan Unit <i>Number of Units</i>
PPR Dimiliki <i>PPR for Ownership</i>	2012	23	3,109	7	3,663	46	21,412	76	28,184
	2013	24	4,109	9	4,263	45	18,453	78	26,825
	2014	25	4,273	11	5,911	44	16,475	80	26,659
	2015	31	7,773	21	10,742	29	8,631	81	27,146
	2016	33	8,873	30	13,036	18	5,182	81	27,091
	2017	39	12,051	39	14,596	22	9,066	100	35,713
	2018	50	15,615	42	17,198	22	8,837	114	41,650
	2019	59	19,886	35	13,227	18	8,100	112	41,213
PPR Disewa <i>PPR for Rental</i>	2012	67	64,777	21	11,028	-	-	88	75,805
	2013	73	67,467	15	8,338	-	-	88	75,805
	2014	78	70,639	10	5,166	-	-	88	75,805
	2015	82	72,479	6	3,326	-	-	88	75,805
	2016	82	72,479	6	3,326	-	-	88	75,805
	2017	83	72,439	-	-	1	1,000	84	73,439
	2018	83	72,439	1	1,000	-	-	84	73,439
	2019	83	72,439	1	1,000	-	-	84	73,439

Sumber: Jabatan Perumahan Negara  
Source: National Housing Department

**Status Projek Perumahan Swasta, 2017 - 2019**  
*Private Housing Project Status, 2017 - 2019*

Tahun Year	Status Status	Status Status	JOH.	KED.	KEL.	MEL.	NS.	PHG.	PRK.	PLS.	PP.	SEL.	TRG.	W.P	Jumlah Total
2017	Lancar On Track	Bilangan Projek <i>Number of Projects</i>	490	166	70	92	119	294	291	20	159	677	67	228	<b>2,673</b>
		Bilangan Unit <i>Number of Units</i>	108,697	21,087	5,831	18,690	14,234	21,361	22,962	690	35,309	137,338	4,247	114,210	<b>504,656</b>
		Bilangan Pembeli <i>Number of Buyers</i>	45,892	11,246	1,708	14,016	6,599	7,562	10,091	347	16,630	64,532	2,041	51,575	<b>232,239</b>
	Lewat Late	Bilangan Projek <i>Number of Projects</i>	1	6	8	7	-	5	3	-	10	28	4	1	<b>73</b>
		Bilangan Unit <i>Number of Units</i>	668	273	603	738	-	700	392	-	4,414	7,046	343	107	<b>15,284</b>
		Bilangan Pembeli <i>Number of Buyers</i>	212	114	351	311	-	398	354	-	1,431	2,901	138	11	<b>6,221</b>
	Sakit Ailing	Bilangan Projek <i>Number of Projects</i>	26	12	45	9	18	33	45	3	23	94	41	16	<b>365</b>
		Bilangan Unit <i>Number of Units</i>	5,744	1,175	2,758	929	1,190	3,111	3,571	187	5,258	18,411	6,306	4,362	<b>53,002</b>
		Bilangan Pembeli <i>Number of Buyers</i>	3,433	814	1,333	282	708	1,430	2,204	125	3,105	8,924	3,274	2,152	<b>27,784</b>
2018	Lancar On Track	Bilangan Projek <i>Number of Projects</i>	509	174	81	109	136	307	333	15	138	706	63	172	<b>2,743</b>
		Bilangan Unit <i>Number of Units</i>	112,866	20,813	6,509	16,078	17,397	21,365	30,114	466	32,681	153,724	4,704	88,008	<b>504,725</b>
		Bilangan Pembeli <i>Number of Buyers</i>	51,009	11,278	1,549	7,316	7,080	7,261	13,069	369	13,254	127,914	2,626	46,678	<b>289,403</b>
	Lewat Late	Bilangan Projek <i>Number of Projects</i>	2	10	1	2	-	-	4	-	10	11	3	-	<b>43</b>
		Bilangan Unit <i>Number of Units</i>	132	351	678	416	-	-	97	-	2,375	1,939	231	-	<b>6,219</b>
		Bilangan Pembeli <i>Number of Buyers</i>	50	175	565	324	-	-	55	-	1,077	734	39	-	<b>3,019</b>
	Sakit Ailing	Bilangan Projek <i>Number of Projects</i>	17	19	33	11	12	35	22	1	13	86	31	14	<b>294</b>
		Bilangan Unit <i>Number of Units</i>	5,034	1,788	2,067	1,883	1,037	2,939	1,498	123	813	17,424	1,690	4,352	<b>40,648</b>
		Bilangan Pembeli <i>Number of Buyers</i>	2,259	1,221	1,148	614	824	1,763	810	115	496	8,839	936	951	<b>19,976</b>

**Status Projek Perumahan Swasta, 2017 - 2019 (Samb.)**  
*Private Housing Project Status, 2017 - 2019 (Cont'd)*

Tahun Year	Status Status	Status Status	JOH.	KED.	KEL.	MEL.	NS.	PHG.	PRK.	PLS.	PP.	SEL.	TRG.	W.P	Jumlah Total
2019	Lancar On Track	Bilangan Projek <i>Number of Projects</i>	491	172	86	134	149	301	337	19	147	764	64	222	<b>2,886</b>
		Bilangan Unit <i>Number of Units</i>	81,333	18,329	7,373	15,857	15,506	17,684	35,230	796	36,735	149,166	3,854	104,124	<b>485,987</b>
		Bilangan Pembeli <i>Number of Buyers</i>	34,726	9,478	2,682	9,160	6,739	7,082	15,073	382	13,729	64,085	2,160	84,050	<b>249,346</b>
	Lewat Late	Bilangan Projek <i>Number of Projects</i>	4	3	1	5	11	1	1	-	1	22	5	-	<b>54</b>
		Bilangan Unit <i>Number of Units</i>	2,388	196	1	706	2,154	68	77	-	4	4,862	348	-	<b>10,804</b>
		Bilangan Pembeli <i>Number of Buyers</i>	1,885	93	1	315	987	26	33	-	2	2,748	184	-	<b>6,274</b>
	Sakit Ailing	Bilangan Projek <i>Number of Projects</i>	28	18	24	14	8	28	28	1	9	75	27	16	<b>276</b>
		Bilangan Unit <i>Number of Units</i>	6,365	1,283	1,439	3,778	560	2,391	2,596	141	470	13,943	1,749	3,864	<b>38,579</b>
		Bilangan Pembeli <i>Number of Buyers</i>	2,556	540	738	1,513	448	1,545	1,043	130	352	7,051	920	2,073	<b>18,909</b>

Sumber: Jabatan Perumahan Negara  
Source: National Housing Department

**Bilangan Projek Perumahan Swasta, 2012 - 2019**  
*Number of Private Housing Projects, 2012 - 2019*

Negeri State	2012	2013	2014	2015	2016	2017	2018	2019
Johor	577	634	699	610	523	517	528	523
Kedah	271	263	235	379	202	184	203	193
Kelantan	73	175	123	90	88	123	115	111
Melaka	132	185	150	158	109	108	122	153
Negeri Sembilan	184	178	184	161	155	137	148	168
Pahang	256	237	378	484	313	332	342	330
Perak	580	489	491	422	362	339	359	366
Perlis	27	31	35	31	26	23	16	20
Pulau Pinang	317	214	295	265	218	192	161	157
Selangor	912	999	931	947	822	799	803	861
Terengganu	58	153	105	99	101	112	97	96
Wilayah Persekutuan	193	209	138	242	211	245	186	238
<b>Jumlah Total</b>	<b>3,580</b>	<b>3,767</b>	<b>3,764</b>	<b>3,888</b>	<b>3,130</b>	<b>3,111</b>	<b>3,080</b>	<b>3,216</b>

Sumber: Jabatan Perumahan Negara  
 Source: National Housing Department

**Bilangan Pembeli Projek Perumahan Swasta, 2012 - 2019**  
*Number of Private Housing Projects Buyer, 2012 - 2019*

Negeri State	2012	2013	2014	2015	2016	2017	2018	2019
Johor	43,934	55,146	36,739	48,912	44,205	49,537	53,318	39,167
Kedah	18,844	23,028	6,187	6,081	16,233	12,174	12,674	10,111
Kelantan	2,790	6,134	2,418	2,770	3,533	3,392	3,262	3,421
Melaka	12,803	12,980	6,120	10,170	6,494	14,609	8,254	10,988
Negeri Sembilan	13,592	13,179	8,080	9,570	9,110	7,307	7,904	8,174
Pahang	5,634	4,206	6,468	4,685	10,513	9,390	9,024	8,653
Perak	37,047	33,949	12,900	12,815	12,909	12,649	13,934	16,149
Perlis	1,118	719	510	661	735	472	484	512
Pulau Pinang	11,826	12,910	16,786	17,153	24,003	21,166	14,827	14,083
Selangor	103,234	95,258	64,814	76,549	87,945	76,357	137,487	73,884
Terengganu	2,237	8,526	1,939	7,098	2,597	5,453	3,601	3,264
Wilayah Persekutuan	26,526	32,547	14,588	36,932	45,304	53,738	47,629	86,123
<b>Jumlah Total</b>	<b>279,585</b>	<b>298,582</b>	<b>177,549</b>	<b>233,396</b>	<b>263,581</b>	<b>266,244</b>	<b>312,398</b>	<b>274,529</b>

Sumber: Jabatan Perumahan Negara  
Source: National Housing Department

**Bilangan Unit Projek Perumahan Swasta, 2012 - 2019**  
*Number of Private Housing Projects Unit, 2012 - 2019*

Negeri State	2012	2013	2014	2015	2016	2017	2018	2019
Johor	68,947	93,152	108,493	127,425	126,767	115,109	118,032	90,086
Kedah	33,783	39,579	19,681	20,125	28,993	22,535	22,952	19,808
Kelantan	4,063	10,675	9,208	7,653	5,234	9,192	9,254	8,813
Melaka	25,798	26,015	17,138	17,887	13,891	20,357	18,377	20,341
Negeri Sembilan	25,830	25,363	18,527	18,394	15,996	15,424	18,434	18,220
Pahang	13,997	10,235	21,091	14,047	17,480	25,172	24,304	20,143
Perak	52,372	52,136	35,901	30,064	28,787	26,925	31,709	37,903
Perlis	1,168	1,216	1,993	1,293	1,417	877	589	937
Pulau Pinang	25,506	23,981	41,434	43,489	50,298	44,981	35,869	37,209
Selangor	186,225	170,565	151,436	167,674	167,014	162,795	173,087	167,971
Terengganu	2,754	10,491	5,934	14,260	5,634	10,896	6,625	5,951
Wilayah Persekutuan	39,056	48,574	40,165	67,837	103,776	118,679	92,360	107,988
<b>Jumlah Total</b>	<b>479,499</b>	<b>511,982</b>	<b>471,001</b>	<b>530,148</b>	<b>565,287</b>	<b>572,942</b>	<b>551,592</b>	<b>535,370</b>

Sumber: Jabatan Perumahan Negara  
 Source: National Housing Department

**Bilangan Unit Rumah yang Diluluskan Pembinaan kepada Pemaju Swasta mengikut Kategori Harga Rumah, 2012 - 2019**  
*Number of Housing Unit Approved for Construction to Private Developers by Category of House Prices, 2012 - 2019*

Tahun Year	Kos Rendah (RM42,000 dan ke bawah) <i>Low Cost (RM42,000 and below)</i>	Kos Sederhana Rendah (RM42,001 - RM70,000) <i>Medium Low Cost (RM42,001 - RM70,000)</i>	Kos Sederhana (RM70,001 - RM100,000) <i>Medium Cost (RM70,001 - RM100,000)</i>	Kos Tinggi (Melebihi RM100,000) <i>High Cost (Above RM100,000)</i>	Jumlah Total
2012	7,116	1,507	12,330	214,296	235,249
2013	3,900	1,680	5,832	166,156	177,568
2014	4,597	1,211	2,972	176,241	185,021
2015	1,353	2,168	3,890	130,868	138,279
2016	1,332	509	1,958	112,850	116,649
2017	1,595	620	1,501	169,208	172,924
2018	1,226	319	2,319	138,833	142,697
2019	1,277	319	3,489	146,619	151,704

Sumber: Jabatan Perumahan Negara  
Source: National Housing Department

**Bilangan Pengeluaran Lesen Pemajuan Perumahan, Permit Iklan dan Jualan, 2012 - 2019**  
*Number of Housing Development Licences, Advertisement and Sales Permits Issued, 2012 - 2019*

<b>Tahun</b> <i>Year</i>	<b>Baharu</b> <i>New</i>	<b>Pembaharuan</b> <i>Renewal</i>	<b>Jumlah</b> <i>Total</i>
2012	2,822	2,220	<b>5,042</b>
2013	1,555	2,105	<b>3,660</b>
2014	1,272	950	<b>2,222</b>
2015	792	839	<b>1,631</b>
2016	575	1,584	<b>2,159</b>
2017	898	1,639	<b>2,537</b>
2018	899	1,681	<b>2,580</b>
2019	1,124	1,926	<b>3,050</b>

**Sumber: Jabatan Perumahan Negara**  
*Source: National Housing Department*

**Bilangan Pengeluaran Lesen Baharu Pemajuan Perumahan, Permit Iklan dan Jualan mengikut Negeri, 2014 - 2019**  
*Number of New Housing Development Licences, Advertisement and Sales Permits Issued by State, 2014 - 2019*

Negeri State	2014	2015	2016	2017	2018	2019
Johor	233	113	77	120	137	191
Kedah	70	62	25	70	53	70
Kelantan	35	22	16	36	26	48
Melaka	28	16	25	49	50	61
Negeri Sembilan	77	45	22	43	68	62
Pahang	172	115	64	95	101	129
Perak	152	87	78	100	119	135
Perlis	11	5	6	2	6	8
Pulau Pinang	75	32	38	44	41	42
Selangor	319	215	166	243	225	315
Terengganu	39	24	21	25	22	20
W.P. Kuala Lumpur	55	50	35	67	48	43
W.P. Putrajaya	6	6	2	4	3	-
<b>Jumlah Total</b>	<b>1,272</b>	<b>792</b>	<b>575</b>	<b>898</b>	<b>899</b>	<b>1,124</b>

Sumber: Jabatan Perumahan Negara  
Source: National Housing Department

**Bilangan Pengeluaran Pembaharuan Lesen Pemajuan Perumahan, Permit Iklan dan Jualan mengikut Negeri, 2014 - 2019***Number of Housing Development Licences, Advertisement and Sales Permits Renewal Issued by State, 2014 - 2019*

Negeri State	2014	2015	2016	2017	2018	2019
Johor	184	174	307	330	325	357
Kedah	61	32	75	102	109	126
Kelantan	24	25	28	32	24	32
Melaka	37	42	62	55	52	82
Negeri Sembilan	39	35	91	90	72	101
Pahang	60	55	164	144	146	157
Perak	131	121	208	182	197	212
Perlis	7	3	8	8	7	6
Pulau Pinang	85	92	127	131	133	135
Selangor	250	183	372	408	457	512
Terengganu	13	14	36	61	34	41
W.P. Kuala Lumpur	57	63	97	92	118	156
W.P. Putrajaya	2	-	9	4	7	9
<b>Jumlah Total</b>	<b>950</b>	<b>839</b>	<b>1,584</b>	<b>1,639</b>	<b>1,681</b>	<b>1,926</b>

Sumber: Jabatan Perumahan Negara

Source: National Housing Department

**Status Projek Perumahan Terbengkalai, 2013 - 2019**  
*Abandoned Housing Projects Status, 2013 - 2019*

<b>Projek Perumahan Terbengkalai</b> <i>Abandoned Housing Projects</i>	<b>Tahun</b> <i>Year</i>	<b>Perancangan Awal</b> <i>Planning</i>	<b>Sedang Dipulihkan</b> <i>Under Rehabilitation</i>	<b>Siap</b> <i>Completed</i>	<b>Jumlah</b> <i>Total</i>
<b>Bilangan Projek</b> <i>Number of Projects</i>	2013	24	33	30	87
	2014	33	20	15	68
	2015	31	17	15	63
	2016	48	18	8	74
	2017	47	15	192	254
	2018	69	13	196	278
	2019	60	15	10	85
<b>Bilangan Unit</b> <i>Number of Units</i>	2013	4,322	16,656	11,732	32,710
	2014	8,831	6,436	9,459	24,726
	2015	7,148	5,941	3,330	16,419
	2016	8,645	5,994	1,397	16,036
	2017	7,694	4,201	52,745	64,640
	2018	13,799	3,980	53,071	70,850
	2019	14,076	4,356	2,325	20,757
<b>Bilangan Pembeli</b> <i>Number of Buyers</i>	2013	2,702	12,249	8,621	23,572
	2014	5,975	4,364	7,129	17,468
	2015	4,721	4,282	2,462	11,465
	2016	5,778	4,505	1,056	11,339
	2017	5,334	3,004	35,348	43,686
	2018	8,615	2,834	35,540	46,989
	2019	7,878	3,258	2,061	13,197

Sumber: Jabatan Perumahan Negara  
Source: National Housing Department

## Projek Perumahan Terbengkalai mengikut Negeri, 2016 - 2019

Abandoned Housing Projects by State, 2016 - 2019

Negeri State	2016			2017			2018			2019		
	Bilangan Projek Number of Projects	Bilangan Unit Number of Units	Bilangan Pembeli Number of Buyers	Bilangan Projek Number of Projects	Bilangan Unit Number of Units	Bilangan Pembeli Number of Buyers	Bilangan Projek Number of Projects	Bilangan Unit Number of Units	Bilangan Pembeli Number of Buyers	Bilangan Projek Number of Projects	Bilangan Unit Number of Units	Bilangan Pembeli Number of Buyers
Johor	10	2,890	2,107	44	8,839	5,807	10	2,923	2,119	11	3,611	2,752
Kedah	2	765	169	14	2,097	1,228	3	816	174	2	708	144
Kelantan	12	1,095	1,079	19	1,961	1,662	12	943	886	12	943	906
Melaka	-	-	-	8	1,503	1,072	-	-	-	-	-	-
Negeri Sembilan	2	323	294	25	4,340	3,110	5	724	646	4	632	565
Pahang	5	618	478	17	3,458	2,594	4	584	469	4	584	469
Perak	5	675	394	18	2,327	1,407	10	1,442	1,096	10	1,358	1,094
Perlis	-	-	-	-	-	-	-	-	-	-	-	-
Pulau Pinang	2	1,550	1,337	14	6,660	3,715	1	80	50	-	-	-
Selangor	32	7,667	5,184	82	29,483	20,788	35	10,081	5,848	36	12,366	6,914
Terengganu	3	319	274	4	340	293	5	378	330	5	421	330
W.P. Kuala Lumpur	1	134	23	9	3,632	2,010	1	134	23	1	134	23
<b>Jumlah</b> <i>Total</i>	<b>74</b>	<b>16,036</b>	<b>11,339</b>	<b>254</b>	<b>64,640</b>	<b>43,686</b>	<b>86</b>	<b>18,105</b>	<b>11,641</b>	<b>85</b>	<b>20,757</b>	<b>13,197</b>

Sumber: Jabatan Perumahan Negara

Source: National Housing Department

**Bilangan Permohonan Skim Pinjaman Perumahan Diluluskan mengikut Negeri, 2011 - 2019**  
*Number of Application for Housing Loan Scheme Approved by State, 2011 - 2019*

Negeri State	2011	2012	2013	2014	2015	2016	2017	2018	2019*
Johor	-	1	27	33	80	175	201	50	-
Kedah	3	104	126	238	180	371	199	110	-
Kelantan	56	63	82	84	112	269	147	81	-
Melaka	-	1	2	2	7	4	5	2	-
Negeri Sembilan	-	-	32	12	26	66	31	9	-
Pahang	-	14	26	59	37	35	17	5	-
Perak	6	12	8	7	5	40	20	4	-
Perlis	-	-	2	4	22	30	3	1	-
Pulau Pinang	-	-	-	1	-	-	-	2	-
Selangor	1	4	3	3	1	3	5	21	-
Terengganu	-	7	52	21	33	18	5	5	-
W.P. Kuala Lumpur	1	-	-	-	-	-	-	3	-
<b>Jumlah Total</b>	<b>67</b>	<b>206</b>	<b>360</b>	<b>464</b>	<b>503</b>	<b>1,011</b>	<b>633</b>	<b>293</b>	<b>-</b>

Nota/ Notes:

\*Tiada data dilaporkan pada 2019 kerana permohonan dan kelulusan Skim Pinjaman Perumahan (SPP) telah dibekukan sejak September 2018.

*No data was reported in 2019 as the application and approval of the Housing Loan Scheme (SPP) has been frozen since September 2018.*

Sumber: Jabatan Perumahan Negara

Source: National Housing Department

**Bilangan Pemaju Perumahan yang Disenarai Hitam mengikut Kesalahan, 2013 - 2019**  
*Number of Housing Developers Blacklisted by Offences, 2013 - 2019*

<b>Kesalahan</b> <i>Offence</i>	<b>2013</b>	<b>2014</b>	<b>2015</b>	<b>2016</b>	<b>2017</b>	<b>2018</b>	<b>2019</b>
<b>Gagal Membayar Kompaun</b> <i>Failed to Pay Compound</i>	474	297	320	338	530	384	340
<b>Ingkar Award Tribunal Tuntutan Pembeli Rumah</b> <i>Award Default for Tribunal for Home Buyer Claims</i>	283	306	303	255	257	261	252
<b>Projek Sakit</b> <i>Ailing Project</i>	282	145	130	271	309	330	341
<b>Projek Terbengkalai</b> <i>Abandoned Project</i>	117	116	150	146	159	160	181
<b>Pemajuan Tanpa Lesen</b> <i>Development Without Licence</i>	83	80	78	88	37	36	36
<b>Pemajuan yang Didakwa dan Disabitkan Kesalahan di Mahkamah (Melebihi RM10,000)</b> <i>Developers Charged and Convicted in Court (More than RM10,000)</i>	17	17	15	15	-	-	-
<b>Jumlah</b> <i>Total</i>	<b>1,256</b>	<b>961</b>	<b>996</b>	<b>1,113</b>	<b>1,292</b>	<b>1,171</b>	<b>1,150</b>

Sumber: Jabatan Perumahan Negara  
 Source: National Housing Department

**Bilangan Ahli Lembaga Pengarah yang Disenarai Hitam mengikut Kesalahan, 2013 - 2019**  
*Number of Board of Directors Blacklisted by Offences, 2013 - 2019*

Kesalahan <i>Offence</i>	2013	2014	2015	2016	2017	2018	2019
<b>Gagal Membayar Kompaun</b> <i>Failed to Pay Compound</i>	1,593	1,044	1,606	1,552	2,550	1,633	1,418
<b>Ingkar Award Tribunal Tuntutan Pembeli Rumah</b> <i>Award Default for Tribunal for Home Buyer Claims</i>	971	945	1,294	1,175	1,173	1,170	1,137
<b>Projek Sakit</b> <i>Ailing Project</i>	991	798	651	1,575	1,709	1,853	1,902
<b>Projek Terbengkalai</b> <i>Abandoned Project</i>	414	411	757	781	843	830	917
<b>Pemajuan Tanpa Lesen</b> <i>Development Without Licence</i>	188	174	102	103	137	127	127
<b>Pemajuan yang Didakwa dan Disabitkan Kesalahan di Mahkamah (Melebihi RM10,000)</b> <i>Developers Charged and Convicted in Court (More than RM10,000)</i>	51	51	30	30	-	-	-
<b>Jumlah</b> <i>Total</i>	<b>4,208</b>	<b>3,423</b>	<b>4,440</b>	<b>5,216</b>	<b>6,412</b>	<b>5,613</b>	<b>5,501</b>

Sumber: Jabatan Perumahan Negara  
*Source: National Housing Department*

**Bilangan Pemaju Perumahan yang Dikenakan Kompaun, 2014 - 2019**  
*Number of Housing Developers Compounded, 2014 - 2019*

Tahun Year	Bilangan Kesalahan Number of Offences	Bilangan Pemaju Number of Developers
2014	615	500
2015	578	532
2016	726	704
2017	1,352	1,302
2018	673	652
2019	469	459

Sumber: Jabatan Perumahan Negara  
Source: National Housing Department

**Bilangan Panggilan Kebakaran Diterima oleh Jabatan Bomba dan Penyelamat Malaysia, 2012 - 2019**  
*Number of Fire Calls Received by Fire and Rescue Department of Malaysia, 2012 - 2019*

Negeri State	2012	2013	2014	2015	2016	2017	2018	2019
Johor	3,600	4,578	7,584	6,807	5,148	3,610	4,928	8,354
Kedah	1,889	2,197	4,793	2,709	4,371	1,884	2,493	3,650
Kelantan	705	914	1,816	1,912	2,209	1,160	1,325	2,088
Melaka	1,222	1,729	3,433	1,892	2,466	1,150	1,561	2,496
Negeri Sembilan	1,385	1,568	3,071	1,645	2,119	1,272	1,967	2,438
Pahang	1,272	1,633	2,929	2,559	2,938	1,342	2,163	2,902
Perak	3,444	3,772	6,447	3,589	6,576	3,579	3,863	4,615
Perlis	228	412	971	717	1,087	382	556	786
Pulau Pinang	1,757	2,046	3,595	2,731	3,495	2,138	2,203	2,860
Sabah	1,516	1,578	2,559	3,327	4,620	1,739	2,475	4,534
Sarawak	1,853	1,954	2,759	2,139	2,012	1,797	2,377	3,403
Selangor	8,003	7,639	9,111	6,827	8,161	6,391	7,345	8,234
Terengganu	971	1,427	3,098	1,996	2,391	1,160	1,623	2,251
W.P. Kuala Lumpur	1,743	1,907	2,049	1,621	1,698	1,505	1,561	1,662
W.P. Labuan	179	200	223	307	488	161	221	379
W.P. Putrajaya	81	86	102	87	96	86	97	68
<b>Jumlah Total</b>	<b>29,848</b>	<b>33,640</b>	<b>54,540</b>	<b>40,865</b>	<b>49,875</b>	<b>29,356</b>	<b>36,758</b>	<b>50,720</b>

Sumber: Jabatan Bomba dan Penyelamat Malaysia  
Source: Fire and Rescue Department of Malaysia

**Bilangan Kebakaran mengikut Jenis Kes Kebakaran, 2012 - 2019**  
*Number of Fire by Type Of Fire Case, 2012 - 2019*

Jenis Kes Kebakaran <i>Type of Fire Case</i>	2012	2013	2014	2015	2016	2017	2018	2019
<b>Bangunan dan Isinya</b> <i>Building and Its Content</i>	5,447	5,817	5,677	5,609	5,485	5,485	5,368	5,449
<b>Kenderaan</b> <i>Vehicle</i>	3,092	3,313	3,558	3,745	3,894	3,813	3,762	4,004
<b>Mesin</b> <i>Machine</i>	247	203	130	107	130	151	172	194
<b>Alat Perkakas</b> <i>Tools</i>	1,085	1,272	1,429	1,501	1,420	1,573	1,470	1,593
<b>Petrol</b> <i>Petrol</i>	15	21	9	5	4	8	12	4
<b>Bahan Kimia</b> <i>Chemical Item</i>	4	5	6	6	11	3	6	15
<b>Gas</b> <i>Gas</i>	692	666	594	605	519	587	582	584
<b>Kapal Terbang</b> <i>Aeroplane</i>	2	1	-	3	-	-	1	1
<b>Helikopter</b> <i>Helicopter</i>	-	-	1	2	-	-	-	-
<b>Kapal Laut</b> <i>Ship</i>	26	26	10	10	12	9	15	13
<b>Feri</b> <i>Ferry</i>	-	-	1	1	3	-	1	1
<b>Bot</b> <i>Boat</i>	-	-	17	16	10	14	14	16
<b>Kebun/Ladang</b> <i>Farm</i>	614	791	2,897	1,552	2,029	391	873	2,235
<b>Hutan</b> <i>Forest</i>	1,298	1,473	3,923	2,767	4,595	848	1,892	3,661
<b>Belukar/Lalang</b> <i>Bush/Weed</i>	8,310	11,291	23,908	13,632	19,448	6,220	10,754	18,927
<b>Sampah</b> <i>Garbage</i>	-	-	3,943	3,210	3,336	2,535	3,047	4,084
<b>Gerai</b> <i>Stall</i>	142	167	189	125	127	125	86	113
<b>Lain-lain</b> <i>Others</i>	8,874	8,594	8,248	7,969	8,852	7,594	8,703	9,826
<b>Jumlah</b> <i>Total</i>	<b>29,848</b>	<b>33,640</b>	<b>54,540</b>	<b>40,865</b>	<b>49,875</b>	<b>29,356</b>	<b>36,758</b>	<b>50,720</b>

Sumber: Jabatan Bomba dan Penyelamat Malaysia  
 Source: Fire and Rescue Department of Malaysia

**Bilangan Panggilan Menyelamat Diterima oleh Jabatan Bomba dan Penyelamat Malaysia, 2012 - 2019**  
*Number of Rescue Calls Received by Fire and Rescue Department of Malaysia, 2012 - 2019*

Negeri State	2012	2013	2014	2015	2016	2017	2018	2019
Johor	4,173	4,311	4,290	5,046	4,734	6,578	7,759	7,458
Kedah	2,295	2,782	3,274	3,520	3,115	3,782	3,310	3,432
Kelantan	720	691	6,624	839	824	990	1,122	1,046
Melaka	1,248	1,274	1,411	1,453	1,674	2,297	2,115	2,025
Negeri Sembilan	1,032	1,015	996	1,063	1,340	2,151	3,418	3,230
Pahang	1,639	1,767	2,177	1,860	1,906	2,731	3,643	3,735
Perak	3,446	3,382	4,027	3,862	4,297	5,439	5,574	6,061
Perlis	217	251	273	383	365	375	385	423
Pulau Pinang	1,912	2,155	2,668	3,265	3,190	4,155	3,968	3,815
Sabah	2,085	2,526	2,967	2,488	2,466	4,071	4,108	4,387
Sarawak	2,325	2,388	2,867	3,004	3,144	5,106	5,819	6,068
Selangor	7,615	6,823	6,279	8,451	9,514	12,491	13,295	16,804
Terengganu	1,354	1,264	2,430	1,149	1,247	1,476	1,384	1,734
W.P. Kuala Lumpur	2,196	1,775	1,612	1,892	1,800	2,161	2,178	2,807
W.P. Labuan	251	217	362	393	353	553	537	628
W.P. Putrajaya	352	447	455	433	433	528	540	456
<b>Jumlah Total</b>	<b>32,860</b>	<b>33,068</b>	<b>42,712</b>	<b>39,101</b>	<b>40,402</b>	<b>54,884</b>	<b>59,155</b>	<b>64,109</b>

Sumber: Jabatan Bomba dan Penyelamat Malaysia  
Source: Fire and Rescue Department of Malaysia

**Bilangan Panggilan Khidmat Khas Diterima oleh Jabatan Bomba dan Penyelamat Malaysia, 2012 - 2019**  
*Number of Special Service Calls Received by Fire and Rescue Department of Malaysia, 2012 - 2019*

Negeri State	2012	2013	2014	2015	2016	2017	2018	2019
Johor	131	152	213	325	220	321	323	299
Kedah	155	255	363	480	409	390	264	307
Kelantan	3	20	36	156	168	199	170	156
Melaka	437	343	348	373	171	97	308	246
Negeri Sembilan	52	36	41	15	13	17	21	59
Pahang	135	155	20	75	23	66	218	91
Perak	148	99	73	85	81	96	110	54
Perlis	13	22	22	22	7	4	7	13
Pulau Pinang	46	44	53	91	68	56	37	145
Sabah	71	53	52	39	44	36	24	15
Sarawak	25	16	27	38	122	801	11,976	238
Selangor	358	124	73	59	44	91	83	88
Terengganu	97	103	138	150	190	204	153	117
W.P. Kuala Lumpur	146	89	38	9	3	12	172	74
W.P. Labuan	-	3	14	7	-	-	6	1
W.P. Putrajaya	34	58	63	27	12	2	2	-
<b>Jumlah Total</b>	<b>1,851</b>	<b>1,572</b>	<b>1,574</b>	<b>1,951</b>	<b>1,575</b>	<b>2,392</b>	<b>13,874</b>	<b>1,903</b>

Sumber: Jabatan Bomba dan Penyelamat Malaysia  
 Source: Fire and Rescue Department of Malaysia

**Bilangan Panggilan Palsu Diterima oleh Jabatan Bomba dan Penyelamat Malaysia, 2009- 2019**  
*Number of False Calls Received by Fire and Rescue Department of Malaysia, 2009 - 2019*

Negeri State	2009	2010	2011	2012	2013	2014	2015	2016	2017	2018	2019
Johor	149	-	101	118	60	232	193	123	99	65	95
Kedah	31	28	49	55	68	93	78	64	35	27	49
Kelantan	-	11	1	2	6	17	26	4	5	8	6
Melaka	-	33	48	24	8	42	14	10	9	8	5
Negeri Sembilan	58	100	38	28	35	104	48	29	31	38	26
Pahang	21	94	10	25	19	37	22	12	17	24	23
Perak	62	42	50	27	14	26	2	5	5	10	5
Perlis	-	24	1	1	-	5	4	-	1	1	-
Pulau Pinang	8	128	10	14	54	207	140	126	82	76	69
Sabah	30	23	53	34	42	50	8	9	10	12	8
Sarawak	5	6	11	7	29	50	33	15	21	34	20
Selangor	116	2	71	69	96	66	45	18	11	30	11
Terengganu	4	14	4	-	10	35	12	5	4	5	2
W.P. Kuala Lumpur	105	4	85	60	27	31	55	26	16	24	13
W.P. Labuan	3	2	-	-	1	9	3	9	4	1	-
W.P. Putrajaya	-	1	2	-	-	-	-	-	-	-	1
<b>Jumlah Total</b>	<b>592</b>	<b>512</b>	<b>534</b>	<b>464</b>	<b>469</b>	<b>1,004</b>	<b>683</b>	<b>455</b>	<b>350</b>	<b>363</b>	<b>333</b>

Sumber: Jabatan Bomba dan Penyelamat Malaysia  
Source: Fire and Rescue Department of Malaysia

**Penyelamatan dan Khidmat Kemanusiaan, 2009 - 2019**  
*Rescue and Humanitarian Services, 2009 - 2019*

Kategori <i>Category</i>	2009	2010	2011	2012	2013	2014	2015	2016	2017	2018	2019
<b>Kemalangan Jalan Raya</b> <i>Road Accidents</i>	4,059	4,397	5,424	5,927	6,029	5,649	5,669	6,203	7,419	7,723	7,296
<b>Tumpahan dan Kebocoran Bahan Berbahaya</b> <i>Hazardous Material Spill and Leakage</i>	955	958	1,218	1,320	1,419	1,434	1,485	1,869	2,572	2,353	2,440
<b>Kecemasan Bangunan/ Struktur</b> <i>Building/Structural Emergencies</i>	1,641	1,970	2,293	2,581	2,345	2,073	2,398	2,652	2,758	2,587	3,057
<b>Operasi Mencari dan Menyelamat</b> <i>Search and Rescue Operation</i>	564	571	690	723	667	703	739	797	945	945	952
<b>Bencana Alam</b> <i>Natural Disaster</i>	1,348	1,337	2,082	2,590	3,008	11,258	3,725	3,388	4,868	4,922	5,072
<b>Kecemasan Lain/Khidmat Kemanusiaan</b> <i>Other Emergencies/Human Services</i>	17,302	15,221	19,315	19,721	19,600	21,595	25,085	25,493	36,322	40,625	45,292
<b>Jumlah</b> <i>Total</i>	<b>25,869</b>	<b>24,454</b>	<b>31,022</b>	<b>32,862</b>	<b>33,068</b>	<b>42,712</b>	<b>39,101</b>	<b>40,402</b>	<b>54,884</b>	<b>59,155</b>	<b>64,109</b>

Sumber: Jabatan Bomba dan Penyelamat Malaysia  
*Source: Fire and Rescue Department of Malaysia*

**Punca Kebakaran di Malaysia, 2009 - 2019**  
*Cause of Fire in Malaysia, 2009 - 2019*

<b>Punca Kebakaran</b> <i>Cause Of Fire</i>	2009	2010	2011	2012	2013	2014	2015	2016	2017	2018	2019
<b>Elektrik</b> <i>Electricity</i>	5,410	5,878	6,431	5,382	3,802	2,630	2,453	2,005	1,737	1,563	1,234
<b>Puntung Rokok</b> <i>Cigarette Butt</i>	1,981	1,806	1,433	892	777	1,628	860	753	307	322	454
<b>Percikan Api</b> <i>Fire Spark</i>	731	812	683	523	390	399	304	229	171	188	187
<b>Mercun/Bunga Api</b> <i>Firecracker/Firework</i>	70	115	81	68	56	98	52	42	18	33	24
<b>Ubat Nyamuk/Lilin/Colok</b> <i>Mosquito Coil/Candle/Joss Stick</i>	317	302	351	211	182	170	126	98	89	68	72
<b>Dapur Gas/Minyak</b> <i>Gas/Kerosene Stove</i>	1,466	1,481	1,605	1,410	1,064	819	752	528	519	398	414
<b>Reaksi Spontan</b> <i>Spontaneous Reaction</i>	419	575	531	493	281	263	165	148	71	91	116
<b>Sengaja Dibakar (Niat Baik)</b> <i>Deliberately Set Fire (Good Intention)</i>	7,933	8,172	6,681	6,663	5,482	9,221	4,811	4,710	1,484	1,818	2,296
<b>Sengaja Dibakar (Niat Jahat)</b> <i>Deliberately Set Fire (Arson)</i>	2,041	1,929	1,711	1,658	1,156	856	460	493	191	171	220
<b>Tindak Balas Kimia</b> <i>Chemical Reaction</i>	28	66	62	31	18	12	19	10	7	3	10
<b>Mancis Api</b> <i>Match</i>	206	215	178	134	136	188	135	132	63	68	83
<b>Tidak Diketahui</b> <i>Unknown</i>	3,936	4,092	4,318	5,026	3,166	1,512	872	649	282	282	498
<b>Lain-Lain</b> <i>Others</i>	4,879	3,875	4,676	7,357	17,130	36,744	29,856	40,078	24,417	31,753	45,112
<b>Jumlah</b> <i>Total</i>	<b>29,417</b>	<b>29,318</b>	<b>28,741</b>	<b>29,848</b>	<b>33,640</b>	<b>54,540</b>	<b>40,865</b>	<b>49,875</b>	<b>29,356</b>	<b>36,758</b>	<b>50,720</b>

Sumber: Jabatan Bomba dan Penyelamat Malaysia  
Source: Fire and Rescue Department of Malaysia

**Punca Kebakaran Bangunan, 2009 - 2019**  
*Cause of Building Fire, 2009 - 2019*

<b>Punca Kebakaran</b> <i>Cause of Fire</i>	2009	2010	2011	2012	2013	2014	2015	2016	2017	2018	2019
<b>Elektrik</b> <i>Electricity</i>	1,812	1,794	1,833	1,270	934	595	531	416	385	360	210
<b>Puntung Rokok</b> <i>Cigarette Bud</i>	114	128	135	79	68	71	42	49	44	35	32
<b>Percikan Api</b> <i>Fire Spark</i>	83	89	73	64	46	52	36	25	29	27	19
<b>Mercun/Bunga Api</b> <i>Firecracker/Firework</i>	28	33	31	23	23	12	10	4	5	7	11
<b>Ubat Nyamuk/Lilin/Colok</b> <i>Mosquito Coil/Candle/Joss Stick</i>	211	204	210	121	106	85	68	51	47	34	38
<b>Dapur Gas/Minyak</b> <i>Gas/Kerosene Stove</i>	557	653	627	511	392	326	328	245	232	184	207
<b>Reaksi Spontan</b> <i>Spontaneous Reaction</i>	42	66	73	86	21	21	9	7	7	11	5
<b>Sengaja Dibakar (Niat Baik)</b> <i>Deliberately Set Fire (Good Intention)</i>	277	128	206	150	70	48	40	20	18	19	8
<b>Sengaja Dibakar (Niat Jahat)</b> <i>Deliberately Set Fire (Arson)</i>	152	202	162	105	67	101	36	51	35	29	24
<b>Tindak Balas Kimia</b> <i>Chemical Reaction</i>	6	9	10	6	3	2	3	2	1	2	1
<b>Mancis Api</b> <i>Match</i>	135	109	82	69	71	40	38	36	28	16	18
<b>Tidak Diketahui</b> <i>Unknown</i>	745	712	952	1,040	672	220	209	123	66	70	80
<b>Lain-Lain</b> <i>Others</i>	905	1,063	1,315	1,923	3,344	4,104	4,259	4,456	4,588	4,574	4,796
<b>Jumlah</b> <i>Total</i>	<b>5,067</b>	<b>5,190</b>	<b>5,709</b>	<b>5,447</b>	<b>5,817</b>	<b>5,677</b>	<b>5,609</b>	<b>5,485</b>	<b>5,485</b>	<b>5,368</b>	<b>5,449</b>

Sumber: Jabatan Bomba dan Penyelamat Malaysia  
 Source: Fire and Rescue Department of Malaysia

**Penyelamatan Kemalangan Jalan Raya, 2009 - 2019**  
*Road Accidents Rescue, 2009 - 2019*

Jenis <i>Type</i>	2009	2010	2011	2012	2013	2014	2015	2016	2017	2018	2019
<b>Kemalangan Jalan Raya Bandaran/Jalan Raya Biasa</b> <i>Town/Normal Road Accidents</i>	1,999	1,934	2,449	2,868	3,132	2,809	2,979	3,354	4,423	4,599	4,185
<b>Kemalangan Jalan Persekutuan/Jalan Raya Utama</b> <i>Federal/Main Road Accidents</i>	1,309	1,419	1,625	1,682	1,432	1,173	985	1,134	1,209	1,261	1,183
<b>Kemalangan Lebuhraya</b> <i>Highway Accidents</i>	673	920	1,128	1,214	1,229	1,294	1,199	1,306	1,346	1,345	1,165
<b>Kemalangan di Lain-Lain Jenis Jalan Raya</b> <i>Accidents in Other Type of Roads</i>	78	124	222	163	236	373	506	409	441	518	763
<b>Jumlah</b> <i>Total</i>	<b>4,059</b>	<b>4,397</b>	<b>5,424</b>	<b>5,927</b>	<b>6,029</b>	<b>5,649</b>	<b>5,669</b>	<b>6,203</b>	<b>7,419</b>	<b>7,723</b>	<b>7,296</b>

Sumber: Jabatan Bomba dan Penyelamat Malaysia  
Source: Fire and Rescue Department of Malaysia

## Penyelamatan bagi Tumpahan dan Kebocoran Bahan Berbahaya, 2009 - 2019

Hazardous Material Spill and Leakage Rescue, 2009 - 2019

Jenis Type	2009	2010	2011	2012	2013	2014	2015	2016	2017	2018	2019
<b>Petroleum (Petrol, Diesel, LPG dan Lain-Lain Produk Petroleum)</b> <i>Petroleum (Petrol, Diesel, LPG and Other Petroleum Products)</i>	778	820	1,077	1,136	1,197	953	965	1,092	1,265	1,355	1,429
<b>Bahan Kimia (Asid, Alkali, Bes)</b> <i>Chemical Material (Acid, Alkaline and Bes)</i>	75	54	50	49	48	64	54	256	625	430	382
<b>Bahan Bahaya Lain (Agen Biologi, Anthrax, Radioaktif)</b> <i>Other Hazardous Materials (Biology Agent, Anthrax and Radioactive)</i>	18	9	5	21	33	4	5	50	97	82	69
<b>Bahan Tidak Bahaya (Minyak Kelapa Sawit dan Yis)</b> <i>Non-Hazardous Materials (Palm Oil and Yeast)</i>	84	75	86	114	141	107	120	103	157	120	142
<b>Kebocoran Gas</b> <i>Gas Leakage</i>	n/a	n/a	n/a	n/a	n/a	306	341	368	428	366	418
<b>Jumlah</b> <i>Total</i>	<b>955</b>	<b>958</b>	<b>1,218</b>	<b>1,320</b>	<b>1,419</b>	<b>1,434</b>	<b>1,485</b>	<b>1,869</b>	<b>2,572</b>	<b>2,353</b>	<b>2,440</b>

Sumber: Jabatan Bomba dan Penyelamat Malaysia

Source: Fire and Rescue Department of Malaysia

**Penyelamatan bagi Operasi Mencari dan Menyelamat, 2009 - 2019**  
*Search and Rescue Operation, 2009 - 2019*

Jenis Type	2009	2010	2011	2012	2013	2014	2015	2016	2017	2018	2019
<b>Lemas dalam Air (Pantai)</b> <i>Drowning (Beach)</i>	350	323	360	387	347	98	83	92	118	87	82
<b>Lemas dalam Pembentong</b> <i>Drowning in Sewer</i>	28	26	26	7	21	6	4	5	6	7	6
<b>Lemas dalam Air (Sungai/ Taliair)</b> <i>Drowning (River/Drainage)</i>	n/a	n/a	n/a	n/a	n/a	196	222	179	213	227	173
<b>Lemas dalam Air (Tasik/ Lombong)</b> <i>Drowning (Lake/Mine)</i>	n/a	n/a	n/a	n/a	n/a	35	48	41	48	39	32
<b>Lemas dalam Air (Air Terjun/ Jeram)</b> <i>Drowning (Waterfall/Rapids)</i>	n/a	n/a	n/a	n/a	n/a	19	18	20	21	28	14
<b>Hilang dalam Hutan</b> <i>Lost in Jungle</i>	45	45	85	90	94	120	145	191	219	217	248
<b>Lain-Lain Kerja Mencari dan Menyelamat</b> <i>Other Search and Rescue</i>	141	177	219	239	205	229	219	269	320	340	397
<b>Jumlah</b> <i>Total</i>	<b>564</b>	<b>571</b>	<b>690</b>	<b>723</b>	<b>667</b>	<b>703</b>	<b>739</b>	<b>797</b>	<b>945</b>	<b>945</b>	<b>952</b>

Sumber: Jabatan Bomba dan Penyelamat Malaysia  
Source: Fire and Rescue Department of Malaysia

## Penyelamatan bagi Kecemasan Bangunan/Struktur, 2009 - 2019

Building/Structural Emergencies Rescue, 2009 - 2019

Jenis Type	2009	2010	2011	2012	2013	2014	2015	2016	2017	2018	2019
<b>Terperangkap dalam Lif</b> <i>Trapped in Lift</i>	1,176	1,312	1,493	1,804	1,752	1,639	1,827	1,975	1,926	1,661	1,957
<b>Terperangkap dalam Lain-Lain Ruang</b> <i>Trapped in Other Rooms</i>	318	496	582	573	432	278	381	473	575	682	821
<b>Tersepit/Terperangkap di Mesin</b> <i>Pinned/Trapped to Machine</i>	147	162	218	204	161	19	21	22	34	29	34
<b>Terperangkap dalam Bilik Air</b> <i>Trapped in Bathroom</i>	n/a	n/a	n/a	n/a	n/a	27	33	28	53	47	59
<b>Terperangkap di Ruang Dapur</b> <i>Trapped in Kitchen</i>	n/a	n/a	n/a	n/a	n/a	3	3	8	6	3	5
<b>Terperangkap dalam Stor</b> <i>Trapped in Store</i>	n/a	n/a	n/a	n/a	n/a	3	1	2	1	2	2
<b>Lain-Lain Tugas Khas</b> <i>Other Special Task</i>	n/a	n/a	n/a	n/a	n/a	104	132	144	163	163	179
<b>Jumlah</b> <i>Total</i>	<b>1,641</b>	<b>1,970</b>	<b>2,293</b>	<b>2,581</b>	<b>2,345</b>	<b>2,073</b>	<b>2,398</b>	<b>2,652</b>	<b>2,758</b>	<b>2,587</b>	<b>3,057</b>

Sumber: Jabatan Bomba dan Penyelamat Malaysia

Source: Fire and Rescue Department of Malaysia

**Penyelamatan bagi Bencana Alam, 2009 - 2019**  
*Natural Disaster Rescue, 2009 - 2019*

Jenis Type	2009	2010	2011	2012	2013	2014	2015	2016	2017	2018	2019
<b>Bencana Banjir</b> <i>Flood Disaster</i>	294	207	386	492	461	7,951	421	254	1,091	763	505
<b>Tanah Runtuh</b> <i>Landslides</i>	70	73	97	138	88	103	88	73	171	183	110
<b>Bangunan Runtuh</b> <i>Collapsed Building</i>	12	10	25	16	27	17	11	11	12	8	24
<b>Ribut/Angin Kencang</b> <i>Storm/Strong Wind</i>	164	231	293	326	334	27	25	20	13	38	23
<b>Gempa Bumi</b> <i>Earthquake</i>	n/a	n/a	n/a	n/a	n/a	-	2	4	10	2	-
<b>Pokok Tumbang</b> <i>Fallen Tree</i>	n/a	n/a	n/a	n/a	n/a	3,137	3,144	2,999	3,538	3,881	4,375
<b>Lain-Lain Bencana Alam</b> <i>Other Disaster</i>	808	816	1,281	1,618	2,098	23	34	27	33	47	35
<b>Jumlah</b> <i>Total</i>	<b>1,348</b>	<b>1,337</b>	<b>2,082</b>	<b>2,590</b>	<b>3,008</b>	<b>11,258</b>	<b>3,725</b>	<b>3,388</b>	<b>4,868</b>	<b>4,922</b>	<b>5,072</b>

Sumber: Jabatan Bomba dan Penyelamat Malaysia  
Source: Fire and Rescue Department of Malaysia

## Penyelamatan bagi Kecemasan Lain/Khidmat Kemanusiaan, 2009 - 2019

Other Emergencies/Human Services Rescue, 2009 - 2019

Jenis Type	2009	2010	2011	2012	2013	2014	2015	2016	2017	2018	2019
<b>Bantuan Menangkap Ular/ Binatang</b> <i>Assistance to Catch Snake/Animal</i>	9,053	7,739	8,323	9,639	9,588	9,411	11,917	13,757	18,227	21,354	25,895
<b>Memusnahkan Serangga Berbisa</b> <i>To Destroy Poisonous Insects</i>	5,820	5,599	8,312	7,571	7,450	8,957	9,387	7,056	10,266	10,981	10,870
<b>Membantu Polis untuk Kes Kecemasan/Ancaman Keganasan</b> <i>To Assist Cops during Emergency Case/Violence Threat</i>	64	104	127	105	105	85	108	140	146	180	170
<b>Membantu Menangkap Orang Tidak Siuman/ Hendak Bunuh Diri</b> <i>To Assist to Capture Person of Mentally Disorder/ Suicide Attempt</i>	151	164	222	221	188	189	204	217	255	244	297
<b>Lain-Lain Kecemasan</b> <i>Other Emergencies</i>	2,214	1,615	2,331	2,185	2,269	2,953	3,469	4,323	7,428	7,866	8,060
<b>Jumlah</b> <i>Total</i>	<b>17,302</b>	<b>15,221</b>	<b>19,315</b>	<b>19,721</b>	<b>19,600</b>	<b>21,595</b>	<b>25,085</b>	<b>25,493</b>	<b>36,322</b>	<b>40,625</b>	<b>45,292</b>

Sumber: Jabatan Bomba dan Penyelamat Malaysia

Source: Fire and Rescue Department of Malaysia

**Kematian dan Kecederaan Akibat Kebakaran, 2011 - 2019**  
*Death and Injury Due to Fire, 2011 - 2019*

Negeri State	2011		2012		2013		2014		2015		2016		2017		2018		2019	
	Mati Death	Cedera Injured	Mati Death	Cedera Injured	Mati Death	Cedera Injured	Mati Death	Cedera Injured	Mati Death	Cedera Injured	Mati Death	Cedera Injured	Mati Death	Cedera Injured	Mati Death	Cedera Injured	Mati Death	Cedera Injured
Johor	7	6	8	10	12	4	11	42	18	62	17	44	19	53	11	54	14	91
Kedah	1	-	5	12	1	13	8	19	10	48	6	31	10	35	7	24	7	35
Kelantan	5	8	-	16	-	7	3	28	9	21	4	26	2	18	1	13	2	18
Melaka	-	6	1	2	1	2	2	12	7	14	3	30	4	39	3	34	2	14
Negeri Sembilan	6	3	5	1	2	7	5	12	7	28	6	23	11	21	3	24	8	16
Pahang	1	4	8	14	-	-	7	20	2	33	4	36	5	24	5	21	12	28
Perak	9	19	11	29	10	15	16	45	14	68	8	51	11	48	16	22	18	43
Perlis	2	-	-	2	2	3	-	12	-	7	1	7	-	1	1	5	-	3
Pulau Pinang	4	5	-	16	1	8	7	36	3	18	4	31	7	29	3	31	2	29
Sabah	14	11	20	8	14	15	28	22	33	30	19	36	18	27	14	24	14	29
Sarawak	11	6	13	14	14	17	15	23	13	16	10	32	15	32	10	37	10	34
Selangor	11	6	17	2	8	22	27	64	23	60	20	79	31	72	14	68	29	70
Terengganu	2	5	1	9	1	6	3	10	6	22	2	14	3	22	1	11	-	16
W.P. Kuala Lumpur	7	2	4	15	4	46	6	43	8	38	1	31	29	19	7	29	3	27
W.P. Labuan	-	-	5	2	2	-	1	1	-	2	2	2	-	4	1	-	-	2
W.P. Putrajaya	-	-	-	-	-	-	-	-	-	-	-	4	-	2	-	-	-	-
<b>Jumlah Total</b>	<b>80</b>	<b>81</b>	<b>98</b>	<b>152</b>	<b>72</b>	<b>165</b>	<b>139</b>	<b>389</b>	<b>153</b>	<b>467</b>	<b>107</b>	<b>477</b>	<b>165</b>	<b>446</b>	<b>97</b>	<b>397</b>	<b>121</b>	<b>455</b>

Sumber: Jabatan Bomba dan Penyelamat Malaysia  
Source: Fire and Rescue Department of Malaysia

**Kematian dan Kecederaan bagi Kes Penyelamat, 2011 - 2019**
*Death and Injury for Rescue Cases, 2011 - 2019*

Negeri State	2011		2012		2013		2014		2015		2016		2017		2018		2019	
	Mati Death	Cedera Injured	Mati Death	Cedera Injured	Mati Death	Cedera Injured	Mati Death	Cedera Injured	Mati Death	Cedera Injured	Mati Death	Cedera Injured	Mati Death	Cedera Injured	Mati Death	Cedera Injured	Mati Death	Cedera Injured
Johor	178	792	203	802	191	652	195	532	219	661	211	694	178	792	189	684	233	840
Kedah	83	468	72	430	68	284	81	317	103	356	99	423	103	519	93	538	92	452
Kelantan	101	464	92	423	85	395	91	379	108	327	101	363	112	386	113	454	80	324
Melaka	49	291	51	264	55	296	51	293	57	272	61	439	60	529	35	418	53	361
Negeri Sembilan	76	538	75	427	79	419	87	430	69	427	84	420	78	364	82	374	71	444
Pahang	157	512	139	587	175	587	161	531	140	513	136	499	123	640	146	728	154	781
Perak	191	948	178	878	172	868	173	647	165	684	133	575	181	706	136	824	168	1,000
Perlis	13	41	14	41	11	71	18	85	11	84	5	78	17	53	25	27	15	53
Pulau Pinang	73	267	56	340	57	275	94	307	77	406	89	351	103	1,044	85	907	92	628
Sabah	149	452	114	416	156	382	120	451	114	368	98	360	129	392	103	381	104	403
Sarawak	131	328	155	251	145	283	152	342	168	343	151	367	158	579	157	550	135	602
Selangor	192	731	179	768	207	750	205	570	216	653	249	910	186	1,055	260	1,280	241	883
Terengganu	51	279	93	315	100	329	80	321	64	265	83	357	89	497	64	367	58	373
W.P. Kuala Lumpur	71	179	62	246	75	285	67	219	62	155	64	156	53	148	59	242	79	362
W.P. Labuan	3	9	3	6	2	9	1	12	4	13	2	16	1	5	4	5	2	8
W.P. Putrajaya	1	9	4	15	2	22	2	14	2	21	4	33	4	21	1	23	1	37
<b>Jumlah Total</b>	<b>1,519</b>	<b>6,308</b>	<b>1,490</b>	<b>6,209</b>	<b>1,580</b>	<b>5,907</b>	<b>1,578</b>	<b>5,450</b>	<b>1,579</b>	<b>5,548</b>	<b>1,570</b>	<b>6,041</b>	<b>1,575</b>	<b>7,730</b>	<b>1,552</b>	<b>7,802</b>	<b>1,578</b>	<b>7,551</b>

Sumber: Jabatan Bomba dan Penyelamat Malaysia  
 Source: Fire and Rescue Department of Malaysia

**Taksiran Harta Diselamatkan Akibat Kebakaran dan Lain-Lain Kes Menyelamat, 2012 - 2019**  
*Estimated Property Rescue Due to Fire and Other Rescue Cases, 2012 - 2019*

(RM)

Negeri State	2012	2013	2014	2015	2016	2017	2018	2019
Johor	1,411,443,152	850,041,405	699,945,542	2,897,768,644	895,358,752	3,182,543,569	843,077,997	2,655,848,903
Kedah	1,049,695,726	872,664,603	375,225,132	1,009,907,739	2,125,737,562	542,128,053	1,732,406,943	21,701,652,824
Kelantan	1,075,863,107	199,248,442	33,930,924	56,362,922	1,654,084,315	888,040,410	324,883,554	521,829,530
Melaka	853,562,053	1,057,258,631	474,611,244	441,269,238	1,510,176,706	937,117,349	722,336,355	726,705,612
Negeri Sembilan	208,487,684	495,235,197	93,791,684	788,320,574	644,577,254	914,841,212	560,834,194	1,973,536,659
Pahang	1,702,759,012	112,478,715	401,118,359	1,237,058,153	839,644,143	329,564,360	2,513,147,350	2,130,523,358
Perak	396,115,557	292,854,170	1,637,221,693	10,363,753,172	919,337,305	5,698,770,440	606,003,233	2,576,423,368
Perlis	23,085,210	34,436,770	440,204,155	32,534,180	94,089,924	257,689,150	31,320,756	13,255,580
Pulau Pinang	1,836,337,876	3,062,574,744	14,029,220,232	1,005,433,216	4,780,970,398	7,032,929,669	4,502,417,156	2,525,119,562
Sabah	547,226,105	614,302,409	902,867,558	323,008,925	1,268,033,741	1,027,028,472	1,029,841,763	2,211,477,191
Sarawak	1,023,114,718	786,255,673	412,337,264	1,652,592,748	79,069,859	330,027,926	420,958,488	442,045,308
Selangor	940,867,626	3,539,548,551	4,656,358,255	6,368,500,399	19,397,870,950	28,109,206,677	11,220,229,330	4,612,993,579
Terengganu	914,682,026	478,740,293	57,321,370	2,601,079,507	51,607,927	121,853,143	1,367,676,230	1,041,650,718
W.P. Kuala Lumpur	8,169,088,806	227,690,563	58,634,210	151,863,357	1,487,910,041	1,361,772,307	1,981,494,582	4,892,394,901
W.P. Labuan	463,516,816	9,024,150	36,875,950	4,060,670	48,074,260	19,796,900	413,338,535	3,873,655
W.P. Putrajaya	28,831,270	39,340,050	216,169,450	520,973,125	20,376,070	213,910,420	3,030,800	1,195,140
<b>Jumlah Total</b>	<b>20,644,676,743</b>	<b>12,671,694,367</b>	<b>24,525,833,023</b>	<b>29,454,486,569</b>	<b>35,816,919,207</b>	<b>50,967,220,058</b>	<b>28,272,997,267</b>	<b>48,030,525,890</b>

Sumber: Jabatan Bomba dan Penyelamat Malaysia  
Source: Fire and Rescue Department of Malaysia

**Taksiran Kerugian Harta Akibat Kebakaran dan Lain-Lain Kes Menyelamat, 2012 - 2019**
*Estimated Property Loss Due to Fire and Other Rescue Cases, 2012 - 2019*

(RM)

Negeri State	2012	2013	2014	2015	2016	2017	2018	2019
Johor	200,739,919	85,482,214	207,386,810	1,087,233,784	530,804,785	564,552,741	534,295,754	1,246,794,052
Kedah	280,454,871	539,091,815	47,767,504	43,337,937	36,734,227	111,383,368	43,083,704	138,580,874
Kelantan	22,351,975	34,857,539	30,583,946	18,954,208	217,724,847	232,045,483	27,208,950	191,038,522
Melaka	79,184,164	167,615,543	646,827,610	646,800,760	33,128,912	32,673,351	9,623,114	17,730,231
Negeri Sembilan	23,533,480	32,560,460	29,821,860	266,972,102	69,698,484	137,518,799	21,119,102	174,630,163
Pahang	26,500,524	18,899,340	30,878,684	43,053,308	31,099,661	344,005,396	477,175,501	199,635,403
Perak	50,331,163	175,993,383	277,538,491	57,111,056	169,130,216	170,127,048	54,494,409	209,480,544
Perlis	3,171,430	6,206,690	3,999,123	5,770,220	153,615,215	43,408,184	2,696,760	2,101,950
Pulau Pinang	36,116,484	50,983,160	280,093,470	85,223,156	223,427,057	912,804,873	495,542,794	66,162,897
Sabah	89,687,675	58,629,211	95,897,637	802,533,280	509,399,341	580,518,607	176,574,157	374,229,946
Sarawak	60,634,359	83,612,648	114,595,408	162,722,351	225,327,876	902,300,486	59,916,522	179,256,190
Selangor	119,592,868	545,309,888	846,235,171	1,005,472,662	562,360,844	734,124,093	1,108,191,706	691,368,372
Terengganu	32,128,778	99,067,527	105,509,070	119,492,369	20,812,789	373,259,082	252,942,247	55,692,877
W.P. Kuala Lumpur	88,464,879	90,377,867	66,142,236	51,824,437	81,300,246	70,662,676	50,637,354	58,125,251
W.P. Labuan	2,224,650	674,950	1,239,550	497,330	1,848,176	1,557,100	2,486,453	458,345
W.P. Putrajaya	1,028,780	1,103,400	2,109,670	833,175	330,300	1,030,305	1,063,720	205,570
<b>Jumlah Total</b>	<b>1,116,145,998</b>	<b>1,990,465,635</b>	<b>2,786,626,240</b>	<b>4,397,832,132</b>	<b>2,866,742,975</b>	<b>5,211,971,591</b>	<b>3,317,052,248</b>	<b>3,605,491,188</b>

**Sumber: Jabatan Bomba dan Penyelamat Malaysia**
*Source: Fire and Rescue Department of Malaysia*

**Kes Kebakaran mengikut Jenis Bangunan, 2015 - 2019**  
*Fire Cases by Type of Building, 2015 - 2019*

Jenis Bangunan <i>Type of Building</i>	2015	2016	2017	2018	2019
<b>Kedai</b> <i>Shop</i>	518	528	555	567	469
<b>Kilang</b> <i>Factory</i>	297	275	277	280	288
<b>Gudang</b> <i>Warehouse</i>	29	25	22	25	27
<b>Stor</b> <i>Store</i>	285	323	271	291	343
<b>Bengkel</b> <i>Workshop</i>	91	98	85	81	96
<b>Hotel</b> <i>Hotel</i>	41	41	32	45	36
<b>Pusat Membeli-belah</b> <i>Shopping Centre</i>	25	31	34	20	17
<b>Pejabat</b> <i>Office</i>	162	158	151	108	99
<b>Dewan Orang Ramai</b> <i>Public Hall</i>	20	13	23	23	10
<b>Panggung Wayang</b> <i>Cinema</i>	2	1	1	1	-
<b>Kelab/Pub/Bar Hiburan</b> <i>Entertainment Club/Pub/Bar</i>	10	14	7	7	5
<b>Kedai Makan/Restoran</b> <i>Food Shop/Restaurant</i>	99	78	79	86	88
<b>Rumah Teres</b> <i>Terrace House</i>	956	921	901	880	863
<b>Rumah Flat</b> <i>Flat House</i>	364	331	335	257	257
<b>Rumah Apartment/Kondominium</b> <i>Apartment/Condominium</i>	232	221	219	188	234

## Kes Kebakaran mengikut Jenis Bangunan, 2015 - 2019 (Samb.)

Fire Cases by Type of Building, 2015 - 2019 (Cont'd.)

Jenis Bangunan <i>Type of Building</i>	2015	2016	2017	2018	2019
<b>Setinggan</b> <i>Squatters</i>	159	147	127	101	116
<b>Rumah Panjang / Tradisional</b> <i>Long/Traditional House</i>	156	128	109	114	125
<b>Masjid/ Surau</b> <i>Mosque/Surau</i>	13	13	19	20	26
<b>Tokong</b> <i>Temple</i>	24	17	29	18	20
<b>Kuil</b> <i>Temple</i>	1	3	6	1	3
<b>Gereja</b> <i>Church</i>	2	4	6	1	1
<b>Dapur</b> <i>Kitchen</i>	266	297	309	351	443
<b>Makmal</b> <i>Laboratory</i>	3	8	10	7	7
<b>Institusi Pengajian Tinggi Awam</b> <i>Public Higher Education Institution</i>	11	10	13	15	7
<b>Institusi Pengajian Tinggi Swasta</b> <i>Private Higher Education Institution</i>	6	5	4	3	2
<b>Sekolah Rendah Kerajaan</b> <i>Government Primary School</i>	34	27	38	31	29
<b>Sekolah Rendah Swasta</b> <i>Private Primary School</i>	3	2	1	4	2
<b>Sekolah Menengah Kerajaan</b> <i>Government Secondary School</i>	45	20	29	26	32
<b>Sekolah Menengah Swasta</b> <i>Private Secondary School</i>	4	4	2	-	2
<b>Pra-Sekolah/Tadika Kerajaan</b> <i>Government Pre-School/Kindergarten</i>	2	6	9	5	9

**Kes Kebakaran mengikut Jenis Bangunan, 2015 - 2019 (Samb.)**  
*Fire Cases by Type of Building, 2015 - 2019 (Cont'd.)*

Jenis Bangunan <i>Type of Building</i>	2015	2016	2017	2018	2019
<b>Pra-Sekolah/Tadika Swasta</b> <i>Private Pre-School/Kindergarden</i>	2	9	4	1	5
<b>Asrama Sekolah</b> <i>School Hostel</i>	17	21	19	25	13
<b>Asrama Pekerja</b> <i>Workers Hostel</i>	48	43	49	47	58
<b>Hospital/Klinik Kerajaan</b> <i>Public Hospital/Clinic</i>	21	23	22	34	23
<b>Hospital/Klinik Swasta</b> <i>Private Hospital/Clinic</i>	6	8	8	6	7
<b>Rumah Kediaman</b> <i>Residential House</i>	1,319	1,263	1,300	1,327	1,341
<b>Premis Ladang Ternakan</b> <i>Livestock Estate Premises</i>	6	11	12	9	11
<b>Hotel Bajet</b> <i>Budget Hotel</i>	5	2	8	2	4
<b>Asrama/Rumah Tumpangan</b> <i>Hostel/Homestay</i>	24	14	23	23	16
<b>Rumah Kedai</b> <i>Shop House</i>	106	110	107	124	110
<b>Lain-Lain</b> <i>Others</i>	195	232	230	214	205
<b>Jumlah</b> <i>Total</i>	<b>5,609</b>	<b>5,485</b>	<b>5,485</b>	<b>5,368</b>	<b>5,449</b>

Sumber: Jabatan Bomba dan Penyelamat Malaysia  
Source: Fire and Rescue Department of Malaysia

**Bilangan Projek BP.1, 2014 - 2019**  
*Number of BP.1 Projects, 2014 - 2019*

Negeri State	2014	2015	2016	2017	2018	2019
Johor	406	268	298	663	634	337
Kedah	365	231	198	491	630	607
Kelantan	161	232	148	115	636	2,352
Melaka	245	157	123	225	256	207
Negeri Sembilan	284	125	225	343	431	136
Pahang	419	160	265	483	502	377
Perak	468	269	202	471	364	406
Perlis	104	30	62	69	38	17
Pulau Pinang	42	43	106	84	22	28
Sabah	737	721	641	1,368	1,506	2,721
Sarawak	425	251	295	362	466	117
Selangor	174	106	540	1,212	910	555
Terengganu	320	371	92	346	439	597
<b>Jumlah</b> <i>Total</i>	<b>4,150</b>	<b>2,964</b>	<b>3,195</b>	<b>6,232</b>	<b>6,834</b>	<b>8,457</b>

**Nota/ Notes:**

**Projek BP.1** adalah projek-projek kecil di kawasan Pihak Berkuasa Tempatan (program pembangunan infrastruktur, kemudahan awam dan sosioekonomi).

*BP.1 Projects are the minor projects in Local Authority areas (infrastructure development, public facilities and socioeconomic programmes).*

**Sumber: Jabatan Kerajaan Tempatan**

*Source: Local Government Department*

**Peruntukan Projek BP.1, 2014 - 2019**  
*BP.1 Projects Allocation, 2014 - 2019*

(RM)

Negeri State	2014	2015	2016	2017	2018	2019
Johor	37,630,000	37,481,745	42,848,932	51,984,000	33,000,000	61,919,771
Kedah	22,000,000	36,629,388	25,297,213	24,826,000	16,699,990	46,515,320
Kelantan	12,500,000	30,899,578	29,267,376	21,546,000	18,000,000	68,732,201
Melaka	8,000,000	13,343,488	11,691,250	15,150,000	7,791,715	9,841,025
Negeri Sembilan	15,800,000	21,869,476	23,276,362	20,076,000	12,799,928	19,318,270
Pahang	32,000,000	22,157,336	26,930,291	30,355,000	20,963,473	33,133,398
Perak	34,000,000	43,625,382	37,901,758	43,081,000	22,500,000	41,654,726
Perlis	4,000,000	3,150,700	2,682,200	4,287,400	1,217,613	2,199,779
Pulau Pinang	5,500,000	3,298,050	5,315,000	3,873,000	639,944	3,655,577
Sabah	47,000,000	66,288,815	76,642,957	76,227,300	86,467,457	242,579,903
Sarawak	51,400,000	35,331,710	51,821,981	39,385,000	13,895,000	33,025,000
Selangor	12,000,000	5,248,503	39,738,800	64,125,000	26,281,000	39,470,588
Terengganu	14,700,000	34,848,694	15,642,000	21,849,000	15,199,999	26,955,854
<b>Jumlah Total</b>	<b>296,530,000</b>	<b>354,172,865</b>	<b>389,056,120</b>	<b>416,764,700</b>	<b>275,456,119</b>	<b>629,001,412</b>

**Nota/ Notes:**

**Projek BP.1** adalah projek-projek kecil di kawasan Pihak Berkuasa Tempatan (program pembangunan infrastruktur, kemudahan awam dan sosioekonomi).  
*BP.1 Projects are the minor projects in Local Authority areas (Infrastructure development, public facilities and socioeconomic programmes).*

**Sumber: Jabatan Kerajaan Tempatan**

*Source: Local Government Department*

### Bilangan Unit CCTV yang Dipasang di Pihak Berkuasa Tempatan mengikut Negeri, 2013 - 2019

Number of CCTV Installed in Local Authority Areas by State, 2013 - 2019

Negeri State	2013	2014	2015	2016	2017	2018	2019
Johor	88	594	614	614	622	622	655
Kedah	48	80	100	100	103	101	100
Kelantan	24	24	24	16	16	16	24
Melaka	87	97	87	107	107	107	107
Negeri Sembilan	100	100	100	100	130	130	105
Pahang	31	63	63	63	64	63	64
Perak	64	84	100	100	100	226	242
Perlis	-	-	-	-	-	-	130
Pulau Pinang	79	378	442	442	418	861	1,250
Sabah	5	5	42	161	163	289	289
Sarawak	118	125	185	269	268	325	354
Selangor	333	862	767	816	875	744	775
Terengganu	192	192	243	238	149	173	157
W.P. Kuala Lumpur	255	1,000	1,000	1,064	1,064	1,064	1,159
W.P. Labuan	13	13	13	13	13	13	158
W.P. Putrajaya	202	195	195	205	205	230	230
<b>Jumlah Total</b>	<b>1,639</b>	<b>3,812</b>	<b>3,975</b>	<b>4,308</b>	<b>4,297</b>	<b>4,964</b>	<b>5,799</b>

Sumber: Jabatan Kerajaan Tempatan

Source: Local Government Department

**Bilangan Permohonan yang Diterima oleh Pusat Khidmat Setempat (OSC), 2010 - 2019**  
*Number of Application Received by One Stop Centre (OSC), 2010 - 2019*

Tahun <i>Year</i>	Kebenaran Merancang <i>Planning Approval</i>	Kelulusan Pelan Bangunan <i>Building Plan Approval</i>	Perakuan Siap dan Pematuhan (CCC) <i>Certificate of Completion and Compliance (CCC)</i>	Jumlah <i>Total</i>
2010	18,105	15,884	605	<b>34,594</b>
2011	18,366	18,268	294	<b>36,928</b>
2012	17,501	16,415	151	<b>34,067</b>
2013	18,421	14,432	96	<b>32,949</b>
2014	149,614	170,038	23,747	<b>343,399</b>
2015	12,819	17,015	5,232	<b>35,066</b>
2016	12,556	15,564	6,765	<b>34,885</b>
2017	12,049	17,360	7,548	<b>36,957</b>
2018	11,113	18,467	7,859	<b>37,439</b>
2019	11,173	18,612	8,018	<b>37,803</b>

Sumber: Jabatan Kerajaan Tempatan  
*Source: Local Government Department*

**Tahap Operasi Pelupusan Sisa Pepejal, 2012 - 2019**  
*Solid Waste Landfill Operating Stage, 2012 - 2019*

Negeri State	2012		2013		2014		2015		2016	
	Sanitari Sanitary	Bukan Sanitari Non-Sanitary	Sanitari Sanitary	Bukan Sanitari Non-Sanitary	Sanitari Sanitary	Bukan Sanitari Non-Sanitary	Sanitari Sanitary	Bukan Sanitari Non-Sanitary	Sanitari Sanitary	Bukan Sanitari Non-Sanitary
Johor	2	12	2	12	2	12	1	13	1	12
Kedah	-	8	-	8	-	8	1	6	1	6
Kelantan	-	13	-	13	-	13	-	11	-	11
Melaka	-	2	-	2	-	2	1	-	1	-
Negeri Sembilan	-	7	-	7	-	7	1	7	1	5
Pahang	-	16	-	16	-	16	2	14	3	11
Perak	-	17	-	17	-	17	-	16	-	17
Perlis	-	1	-	1	-	1	-	1	-	1
Pulau Pinang	-	2	-	2	-	2	1	1	1	1
Sabah	-	19	-	19	-	19	1	18	1	18
Sarawak	3	46	3	46	3	46	3	46	3	46
Selangor	3	5	3	5	3	5	3	5	4	4
Terengganu	-	8	-	8	-	8	-	9	-	9
W.P. Kuala Lumpur	-	-	-	-	-	-	-	-	-	-
W.P. Labuan	-	1	-	1	-	1	-	1	1	-
W.P. Putrajaya	-	-	-	-	-	-	-	-	-	-
<b>Jumlah Total</b>	<b>8</b>	<b>157</b>	<b>8</b>	<b>157</b>	<b>8</b>	<b>157</b>	<b>14</b>	<b>148</b>	<b>17</b>	<b>141</b>

Sumber: Jabatan Pengurusan Sisa Pepejal Negara  
 Source: National Solid Waste Management Department

**Tahap Operasi Pelupusan Sisa Pepejal, 2012 - 2019 (Samb.)**  
*Solid Waste Landfill Operating Stage, 2012 - 2019 (Cont'd.)*

Negeri State	2017			2018			2019		
	Sanitari Sanitary	Bukan Sanitari Non-Sanitary	Lengai Inert	Sanitari Sanitary	Bukan Sanitari Non-Sanitary	Lengai Inert	Sanitari Sanitary	Bukan Sanitari Non-Sanitary	Lengai Inert
Johor	3	9	-	1	11	-	1	8	-
Kedah	3	4	-	1	5	-	2	2	-
Kelantan	-	11	-	-	10	-	-	10	-
Melaka	1	-	-	1	-	-	1	-	-
Negeri Sembilan	2	3	-	1	3	-	1	2	-
Pahang	8	4	-	2	10	-	2	8	-
Perak	3	13	-	1	15	-	1	15	-
Perlis	1	-	-	1	-	-	1	-	-
Pulau Pinang	1	-	1	1	-	1	1	-	1
Sabah	1	21	-	1	21	-	1	21	-
Sarawak	3	43	-	3	43	-	3	43	-
Selangor	3	2	3	3	2	3	3	2	3
Terengganu	4	6	-	1	8	-	1	8	-
W.P. Kuala Lumpur	-	-	-	-	-	-	-	-	-
W.P. Labuan	1	-	-	1	-	-	1	-	-
W.P. Putrajaya	-	-	-	-	-	-	-	-	-
<b>Jumlah Total</b>	<b>34</b>	<b>116</b>	<b>4</b>	<b>18</b>	<b>128</b>	<b>4</b>	<b>19</b>	<b>119</b>	<b>4</b>

Sumber: Jabatan Pengurusan Sisa Pepejal Negara  
 Source: National Solid Waste Management Department

**Kutipan Sisa Pepejal, 2016 - 2019**  
*Solid Waste Collection, 2016 - 2019*

Bulan Month	Sisa Domestik (Tan) Domestic Waste (Tonne)				Sisa Pukul (Tan) Bulk Waste (Tonne)				Sisa Pembersihan Awam (Tan) Public Cleansing Waste (Tonne)				Sisa Kitar Semula (Tan) Recycleable Waste (Tonne)				Jumlah Total			
	2016	2017	2018	2019	2016	2017	2018	2019	2016	2017	2018	2019	2016	2017	2018	2019	2016	2017	2018	2019
<b>Januari</b> January	230,343	236,851	218,540	228,103	38,238	33,535	25,266	29,929	16,286	16,534	12,824	14,640	140	252	227	187	285,008	287,172	256,857	272,859
<b>Februari</b> February	216,500	205,701	199,300	203,175	33,820	28,903	22,859	25,072	20,428	13,433	12,015	12,519	136	174	172	186	270,884	248,211	234,346	240,952
<b>Mac</b> March	230,947	223,055	217,080	216,016	36,609	32,057	23,735	26,061	20,796	14,526	13,360	13,329	142	183	164	194	288,494	269,821	254,339	255,600
<b>April</b> April	215,810	204,983	213,211	213,757	33,018	29,536	24,565	26,305	15,769	13,685	12,303	12,586	123	173	187	157	264,719	248,377	250,267	252,806
<b>Mei</b> May	230,032	218,232	223,148	225,346	34,321	32,372	30,885	26,420	16,197	14,844	15,009	13,099	150	204	138	163	280,700	265,653	269,180	265,028
<b>Jun</b> June	220,699	212,552	214,600	228,477	32,209	31,421	23,274	24,708	15,898	13,401	16,363	12,465	185	182	138	176	268,991	257,560	254,375	265,826
<b>Julai</b> July	222,850	212,147	243,282	240,003	31,552	29,635	31,069	27,250	16,913	13,732	12,288	13,641	156	160	171	140	271,472	255,673	286,809	281,035
<b>Ogos</b> August	241,654	213,135	224,480	224,073	34,626	27,976	29,588	28,411	14,451	13,906	12,750	13,103	194	216	134	140	290,926	255,230	266,952	265,727
<b>September</b> September	227,561	203,182	206,098	210,359	33,058	25,274	27,856	28,291	17,181	13,116	12,642	13,240	154	163	146	203	277,954	241,735	246,742	252,093
<b>Oktober</b> October	227,141	209,757	218,229	223,915	32,823	21,912	28,651	27,151	17,496	12,262	13,478	14,557	177	203	175	183	277,638	244,134	260,534	265,806
<b>November</b> November	228,430	204,985	215,138	206,120	33,173	23,451	27,455	25,071	15,063	13,497	13,225	13,865	229	167	159	183	276,894	242,100	255,976	245,239
<b>Disember</b> December	237,496	213,370	220,180	208,725	34,585	25,789	28,786	24,568	16,869	14,691	13,107	12,392	200	181	202	233	289,150	254,030	262,276	245,918
<b>Jumlah</b> Total	<b>2,729,463</b>	<b>2,557,951</b>	<b>2,613,287</b>	<b>2,628,070</b>	<b>408,034</b>	<b>341,861</b>	<b>323,988</b>	<b>319,237</b>	<b>203,349</b>	<b>167,626</b>	<b>159,365</b>	<b>159,434</b>	<b>1,985</b>	<b>2,258</b>	<b>2,012</b>	<b>2,146</b>	<b>3,342,831</b>	<b>3,069,696</b>	<b>3,098,653</b>	<b>3,108,888</b>

**Nota/ Notes:**

**Bagi Negeri-Negeri Menggunakan Pakai Akta Pengurusan Sisa Pepejal dan Pembersihan Awam 2007 (Akta 672).**

*For States Which Implementing Solid Waste and Public Cleansing Management Act 2007 (Act 672).*

**Sumber: Perbadanan Pengurusan Sisa Pepejal dan Pembersihan Awam (SWCorp)**

*Source: Solid Waste and Public Cleansing Management Corporation (SWCorp)*

**Bilangan Pendaftaran dan Penyelesaian Kes di Tribunal Tuntutan Pembeli Rumah, 2016 - 2019**  
*Number of Registered and Settlement Case in Tribunal for Homebuyer Claims, 2016 - 2019*

Negeri State	2016		2017		2018		2019	
	Kes Didaftarkan Case Registered	Kes Diselesaikan Case Settled	Kes Didaftarkan Case Registered	Kes Diselesaikan Case Settled	Kes Didaftarkan Case Registered	Kes Diselesaikan Case Settled	Kes Didaftarkan Case Registered	Kes Diselesaikan Case Settled
Johor	365	365	463	438	147	246	247	253
Kedah	167	160	42	42	24	38	20	9
Kelantan	17	6	105	92	73	68	43	93
Melaka	119	91	101	79	60	54	23	23
Negeri Sembilan	31	22	143	133	25	32	41	30
Pahang	117	94	60	60	106	53	272	184
Perak	45	45	177	115	93	130	295	271
Perlis	82	65	17	17	4	5	3	1
Pulau Pinang	102	102	270	270	89	180	409	392
Selangor	553	360	496	496	761	835	873	859
Terengganu	30	21	72	35	27	64	32	30
Wilayah Persekutuan	442	373	136	106	114	123	98	87
<b>Jumlah Total</b>	<b>2,070</b>	<b>1,704</b>	<b>2,082</b>	<b>1,883</b>	<b>1,523</b>	<b>1,828</b>	<b>2,356</b>	<b>2,232</b>

**Nota/ Notes:**

**Penyelesaian kes adalah termasuk kes tahun terdahulu yang dibawa ke hadapan.**  
*The case settlement includes the brought forward case from the previous year.*

**Sumber: Tribunal Perumahan dan Pengurusan Strata**  
*Source: Tribunal for Housing and Strata Management*

**Bilangan Pendaftaran dan Penyelesaian Kes di Tribunal Pengurusan Strata, 2016 - 2019**  
*Number of Registered and Settlement Case in Tribunal for Strata Management, 2016 - 2019*

Negeri State	2016		2017		2018		2019	
	Kes Didaftar Case Registered	Kes Diselesaikan Case Settled	Kes Didaftar Case Registered	Kes Diselesaikan Case Settled	Kes Didaftar Case Registered	Kes Diselesaikan Case Settled	Kes Didaftar Case Registered	Kes Diselesaikan Case Settled
Johor	-	-	73	53	129	166	752	547
Kedah	-	-	1	1	11	3	50	37
Kelantan	-	-	-	-	-	-	7	4
Melaka	48	36	26	19	26	26	23	22
Negeri Sembilan	162	47	123	68	259	300	180	235
Pahang	96	54	258	129	106	166	68	59
Perak	40	18	8	7	361	126	33	290
Perlis	-	-	-	-	-	-	-	-
Pulau Pinang	328	51	422	373	508	585	654	663
Selangor	1,239	757	1,878	1,156	2,034	2,103	2,283	2,423
Terengganu	2	1	2	2	3	7	10	6
Wilayah Persekutuan	727	426	1,599	927	1,527	1,765	1,615	1,820
<b>Jumlah Total</b>	<b>2,642</b>	<b>1,390</b>	<b>4,390</b>	<b>2,735</b>	<b>4,964</b>	<b>5,247</b>	<b>5,675</b>	<b>6,106</b>

**Nota/ Notes:**

**Penyelesaian kes** adalah termasuk kes tahun terdahulu yang dibawa ke hadapan.  
*The case settlement includes the brought forward case from the previous year.*

**Sumber: Tribunal Perumahan dan Pengurusan Strata**  
*Source: Tribunal for Housing and Strata Management*

**Permohonan Semakan Kehakiman, 2016 - 2019**  
*Application for Judicial Review, 2016 - 2019*

Negeri State	Tribunal Tuntuan Pembeli Rumah <i>Tribunal for Homebuyer Claims</i>				Tribunal Pengurusan Strata <i>Tribunal for Strata Management</i>			
	2016	2017	2018	2019	2016	2017	2018	2019
Johor	22	72	18	43	-	-	-	1
Kedah	1	-	-	-	-	-	-	-
Kelantan	-	-	7	3	-	-	-	-
Melaka	27	13	1	1	-	-	1	2
Negeri Sembilan	1	1	-	1	-	14	1	-
Pahang	26	7	2	6	-	-	5	2
Perak	-	3	4	4	-	-	-	-
Perlis	-	-	1	-	-	-	-	-
Pulau Pinang	1	-	73	8	-	-	3	4
Selangor	55	2	21	160	98	-	3	7
Terengganu	5	-	2	-	-	-	-	-
Wilayah Persekutuan	66	46	7	11	5	4	9	8
<b>Jumlah</b> <i>Total</i>	<b>204</b>	<b>144</b>	<b>136</b>	<b>237</b>	<b>103</b>	<b>18</b>	<b>22</b>	<b>24</b>

Sumber: Tribunal Perumahan dan Pengurusan Strata  
Source: Tribunal for Housing and Strata Management

**Bilangan Kredit Komuniti Berlesen yang Aktif mengikut Negeri, 2010 - 2019**  
*Number of Active Licenced Community Credit by State, 2010 - 2019*

Negeri State	2010	2011	2012	2013	2014	2015	2016	2017	2018	2019
Johor	329	312	306	283	289	293	296	304	311	339
Kedah	179	164	154	138	137	137	141	141	146	158
Kelantan	19	16	16	13	14	12	11	13	13	13
Melaka	118	105	102	95	98	105	104	108	101	98
Negeri Sembilan	156	132	129	119	116	121	116	125	127	137
Pahang	107	109	105	94	96	102	103	103	105	106
Perak	304	284	280	269	260	259	257	265	266	280
Perlis	18	13	13	8	9	9	10	11	13	14
Pulau Pinang	436	375	374	326	322	312	310	302	293	313
Sabah	205	n/a	n/a	417	442	515	627	765	886	983
Sarawak	254	n/a	n/a	381	441	490	513	515	522	549
Selangor	623	612	601	615	624	634	668	683	702	766
Terengganu	27	25	26	25	25	26	28	30	30	34
W.P. Kuala Lumpur	494	464	458	433	443	437	446	443	458	514
W.P. Labuan	3	-	-	5	5	5	5	5	5	5
W.P. Putrajaya	4	2	2	2	2	2	2	2	2	2
<b>Jumlah Total</b>	<b>3,276</b>	<b>2,613</b>	<b>2,566</b>	<b>3,223</b>	<b>3,323</b>	<b>3,459</b>	<b>3,637</b>	<b>3,815</b>	<b>3,980</b>	<b>4,311</b>

**Nota/ Notes:**

Bermula April 2019, Pemberi Pinjam Wang dikenali sebagai Kredit Komuniti.  
 Begin April 2019, Moneylenders known as Community Credit.

Sumber: Bahagian Kawalan Kredit Komuniti  
 Source: Community Credit Control Division

**Bilangan Pemegang Pajak Gadai yang Aktif mengikut Negeri, 2010 - 2019**  
*Number of Active Licenced Pawnbrokers by State, 2010 - 2019*

Negeri State	2010	2011	2012	2013	2014	2015	2016	2017	2018	2019
Johor	34	35	38	46	47	53	66	70	78	84
Kedah	29	34	38	41	42	42	44	44	46	52
Kelantan	12	12	12	10	11	12	12	13	15	15
Melaka	12	12	12	12	12	12	14	14	14	13
Negeri Sembilan	18	20	22	23	23	24	24	26	29	30
Pahang	14	14	16	16	17	16	16	17	18	16
Perak	40	41	43	44	45	46	50	50	54	49
Perlis	4	4	4	4	4	4	4	5	5	5
Pulau Pinang	27	29	33	35	37	36	38	42	45	46
Sabah	7	11	16	25	25	26	26	30	31	33
Sarawak	3	4	12	18	19	22	23	22	20	20
Selangor	39	47	66	76	87	95	108	125	149	176
Terengganu	8	8	10	11	11	11	11	11	11	12
W.P. Kuala Lumpur	14	18	29	32	33	34	37	42	53	59
W.P. Labuan	-	-	2	3	3	4	4	4	4	4
W.P. Putrajaya	-	-	-	-	-	-	1	1	1	1
<b>Jumlah Total</b>	<b>261</b>	<b>289</b>	<b>353</b>	<b>396</b>	<b>416</b>	<b>437</b>	<b>478</b>	<b>516</b>	<b>573</b>	<b>615</b>

Sumber: Bahagian Kawalan Kredit Komuniti  
Source: Community Credit Control Division

**Bilangan Pengeluaran Lesen Baharu Kredit Komuniti, 2009 - 2019**  
*Number of New Community Credit Licence Issued, 2010 - 2019*

<b>Bulan</b> <i>Month</i>	<b>2009</b>	<b>2010</b>	<b>2011</b>	<b>2012</b>	<b>2013</b>	<b>2014</b>	<b>2015</b>	<b>2016</b>	<b>2017</b>	<b>2018</b>	<b>2019</b>
<b>Januari</b> <i>January</i>	-	-	-	-	-	12	2	-	16	11	9
<b>Februari</b> <i>February</i>	-	-	-	-	1	-	-	9	3	6	6
<b>Mac</b> <i>March</i>	-	-	-	-	7	4	2	3	12	2	11
<b>April</b> <i>April</i>	1	-	-	-	8	15	-	6	11	4	8
<b>Mei</b> <i>May</i>	-	-	1	-	3	1	-	6	5	5	11
<b>Jun</b> <i>June</i>	-	-	-	-	-	-	11	3	8	2	10
<b>Julai</b> <i>July</i>	-	-	-	-	1	2	6	4	1	2	18
<b>Ogos</b> <i>August</i>	-	2	-	-	2	-	4	5	13	10	59
<b>September</b> <i>September</i>	-	-	-	-	-	-	1	6	11	7	30
<b>Oktober</b> <i>October</i>	-	-	-	-	-	-	-	6	12	11	11
<b>November</b> <i>November</i>	-	1	-	-	-	-	11	11	7	4	23
<b>Disember</b> <i>December</i>	-	-	-	1	-	-	1	5	15	11	8
<b>Jumlah</b> <i>Total</i>	<b>1</b>	<b>3</b>	<b>1</b>	<b>1</b>	<b>22</b>	<b>34</b>	<b>38</b>	<b>64</b>	<b>114</b>	<b>75</b>	<b>204</b>

Sumber: Bahagian Kawalan Kredit Komuniti  
 Source: Community Credit Control Division

**Bilangan Pembaharuan Lesen Kredit Komuniti, 2009 - 2019**  
Number of Community Credit Renewal Licence, 2009 - 2019

Bulan Month	2009	2010	2011	2012	2013	2014	2015	2016	2017	2018	2019
<b>Januari</b> January	214	43	126	12	281	50	499	50	96	54	94
<b>Februari</b> February	121	18	81	47	239	42	384	37	41	20	51
<b>Mac</b> March	110	59	97	46	113	28	236	54	43	49	78
<b>April</b> April	183	98	63	39	104	44	145	108	41	157	51
<b>Mei</b> May	84	49	90	65	60	60	31	250	60	204	40
<b>Jun</b> June	78	195	40	87	87	145	76	327	23	207	29
<b>Julai</b> July	55	313	31	78	94	26	67	258	37	346	47
<b>Ogos</b> August	35	280	31	60	45	33	49	264	39	319	32
<b>September</b> September	45	233	12	45	19	45	35	192	17	137	36
<b>Oktober</b> October	36	299	6	142	1	88	70	155	16	192	22
<b>November</b> November	22	223	7	168	3	111	42	147	30	148	28
<b>Disember</b> December	15	167	12	338	19	67	35	64	35	106	57
<b>Jumlah</b> Total	<b>998</b>	<b>1,977</b>	<b>596</b>	<b>1,127</b>	<b>1,065</b>	<b>739</b>	<b>1,669</b>	<b>1,906</b>	<b>478</b>	<b>1,939</b>	<b>565</b>

Sumber: Bahagian Kawalan Kredit Komuniti  
Source: Community Credit Control Division

**Bilangan Pengeluaran Lesen Baharu Pemegang Pajak Gadai, 2009 - 2019**  
*Number of New Pawnbrokers Licence Issued, 2009 - 2019*

<b>Bulan</b> <i>Month</i>	<b>2009</b>	<b>2010</b>	<b>2011</b>	<b>2012</b>	<b>2013</b>	<b>2014</b>	<b>2015</b>	<b>2016</b>	<b>2017</b>	<b>2018</b>	<b>2019</b>
<b>Januari</b> <i>January</i>	-	-	-	16	5	12	-	-	3	5	5
<b>Februari</b> <i>February</i>	-	-	-	7	6	-	-	3	6	7	1
<b>Mac</b> <i>March</i>	1	-	-	9	9	-	2	3	-	1	5
<b>April</b> <i>April</i>	-	-	-	-	5	-	2	4	3	6	1
<b>Mei</b> <i>May</i>	-	3	-	6	2	1	-	3	2	4	7
<b>Jun</b> <i>June</i>	-	-	-	5	-	-	7	2	2	4	2
<b>Julai</b> <i>July</i>	-	-	1	6	5	1	3	-	2	8	5
<b>Ogos</b> <i>August</i>	-	-	-	2	1	-	-	4	8	5	11
<b>September</b> <i>September</i>	1	-	7	7	-	-	1	5	3	3	7
<b>Oktober</b> <i>October</i>	-	-	2	4	3	-	-	6	4	3	3
<b>November</b> <i>November</i>	-	-	5	5	7	-	3	5	1	2	3
<b>Disember</b> <i>December</i>	-	-	13	3	2	-	2	1	6	11	2
<b>Jumlah</b> <i>Total</i>	<b>2</b>	<b>3</b>	<b>28</b>	<b>70</b>	<b>45</b>	<b>14</b>	<b>20</b>	<b>36</b>	<b>40</b>	<b>59</b>	<b>52</b>

Sumber: Bahagian Kawalan Kredit Komuniti  
 Source: Community Credit Control Division

**Bilangan Pembaharuan Lesen Pemegang Pajak Gadai, 2009 - 2019**  
Number of Pawnbrokers Renewal Licence, 2009 - 2019

Bulan Month	2009	2010	2011	2012	2013	2014	2015	2016	2017	2018	2019
<b>Januari</b> January	1	53	3	55	-	58	9	11	23	20	14
<b>Februari</b> February	5	26	12	122	3	112	5	8	12	3	18
<b>Mac</b> March	9	2	8	37	18	16	8	4	6	7	13
<b>April</b> April	8	1	4	2	3	5	10	8	7	9	9
<b>Mei</b> May	-	-	-	-	3	13	2	5	10	9	13
<b>Jun</b> June	-	-	-	2	-	-	5	7	5	10	12
<b>Julai</b> July	-	-	1	1	6	2	10	6	5	13	12
<b>Ogos</b> August	-	-	3	-	2	3	4	5	20	10	21
<b>September</b> September	9	-	2	-	3	3	13	1	38	2	51
<b>Oktober</b> October	19	-	2	-	9	5	149	7	130	13	118
<b>November</b> November	44	-	1	1	1	8	43	12	98	10	80
<b>Disember</b> December	75	-	-	-	68	1	18	7	14	17	37
<b>Jumlah</b> Total	<b>170</b>	<b>82</b>	<b>36</b>	<b>220</b>	<b>116</b>	<b>226</b>	<b>276</b>	<b>81</b>	<b>368</b>	<b>123</b>	<b>398</b>

Sumber: Bahagian Kawalan Kredit Komuniti  
Source: Community Credit Control Division

**Bilangan Pengeluaran Permit Baharu Kredit Komuniti, 2009 - 2019**  
*Number of Newly Issued Community Credit Permit, 2009 - 2019*

Bulan <i>Month</i>	2009	2010	2011	2012	2013	2014	2015	2016	2017	2018	2019
<b>Januari</b> <i>January</i>	7	7	-	4	10	8	12	22	12	12	11
<b>Februari</b> <i>February</i>	15	3	8	6	5	5	14	18	5	8	16
<b>Mac</b> <i>March</i>	16	8	6	3	6	-	11	10	5	8	12
<b>April</b> <i>April</i>	15	7	4	9	4	1	6	10	6	10	13
<b>Mei</b> <i>May</i>	8	-	9	6	7	5	2	12	6	11	14
<b>Jun</b> <i>June</i>	11	3	4	2	4	3	9	13	3	11	8
<b>Julai</b> <i>July</i>	9	10	3	1	7	2	12	7	6	7	14
<b>Ogos</b> <i>August</i>	3	7	2	2	1	-	10	5	6	10	13
<b>September</b> <i>September</i>	11	5	7	1	8	1	3	8	6	15	40
<b>Oktober</b> <i>October</i>	4	4	4	3	-	4	3	6	11	12	13
<b>November</b> <i>November</i>	5	16	1	5	-	2	21	12	10	12	11
<b>Disember</b> <i>December</i>	5	8	1	4	4	1	-	4	10	8	18
<b>Jumlah</b> <i>Total</i>	<b>109</b>	<b>78</b>	<b>49</b>	<b>46</b>	<b>56</b>	<b>32</b>	<b>103</b>	<b>127</b>	<b>86</b>	<b>124</b>	<b>183</b>

Sumber: Bahagian Kawalan Kredit Komuniti  
 Source: Community Credit Control Division

**Bilangan Pembaharuan Permit Kredit Komuniti, 2009 - 2019**  
Number of Community Credit Renewal Permit, 2009 - 2019

Bulan Month	2009	2010	2011	2012	2013	2014	2015	2016	2017	2018	2019
<b>Januari</b> January	47	23	56	9	93	19	189	35	52	35	39
<b>Februari</b> February	36	12	28	31	71	18	106	27	22	12	34
<b>Mac</b> March	32	24	26	24	50	3	99	23	30	31	53
<b>April</b> April	48	46	28	23	42	41	10	58	26	59	32
<b>Mei</b> May	19	26	32	44	33	49	18	133	40	135	28
<b>Jun</b> June	26	76	14	58	57	73	34	152	15	86	22
<b>Julai</b> July	21	94	12	37	58	10	37	101	28	166	32
<b>Ogos</b> August	18	86	20	27	16	17	13	116	19	144	16
<b>September</b> September	19	59	7	17	1	18	11	76	12	64	28
<b>Oktober</b> October	13	64	5	44	-	41	11	83	9	111	16
<b>November</b> November	7	68	2	51	1	50	15	67	13	75	18
<b>Disember</b> December	8	51	5	116	9	37	26	30	18	45	31
<b>Jumlah</b> Total	<b>294</b>	<b>629</b>	<b>235</b>	<b>481</b>	<b>431</b>	<b>376</b>	<b>569</b>	<b>901</b>	<b>284</b>	<b>963</b>	<b>349</b>

Sumber: Bahagian Kawalan Kredit Komuniti  
Source: Community Credit Control Division

**Bilangan Pengeluaran Permit Baharu Pemegang Pajak Gadai, 2013 - 2019**  
*Number of Newly Issued Pawnbrokers Permit, 2013 - 2019*

Bulan <i>Month</i>	2013	2014	2015	2016	2017	2018	2019
<b>Januari</b> <i>January</i>	2	-	1	107	14	21	19
<b>Februari</b> <i>February</i>	-	-	2	53	7	16	4
<b>Mac</b> <i>March</i>	3	2	2	28	5	12	11
<b>April</b> <i>April</i>	1	1	4	9	20	2	7
<b>Mei</b> <i>May</i>	3	4	-	17	13	20	12
<b>Jun</b> <i>June</i>	1	1	4	42	6	17	14
<b>Julai</b> <i>July</i>	1	-	-	12	3	11	6
<b>Ogos</b> <i>August</i>	-	-	3	7	10	12	13
<b>September</b> <i>September</i>	1	-	-	6	8	8	7
<b>Oktober</b> <i>October</i>	-	-	2	8	17	9	11
<b>November</b> <i>November</i>	-	-	3	13	35	17	7
<b>Disember</b> <i>December</i>	-	-	-	7	10	13	10
<b>Jumlah</b> <i>Total</i>	<b>12</b>	<b>8</b>	<b>21</b>	<b>309</b>	<b>148</b>	<b>158</b>	<b>121</b>

Sumber: Bahagian Kawalan Kredit Komuniti  
 Source: Community Credit Control Division

**Bilangan Pembaharuan Permit Pemegang Pajak Gadai, 2013 - 2019**  
Number of Pawnbrokers Permit Renewal, 2013 - 2019

Bulan Month	2013	2014	2015	2016	2017	2018	2019
<b>Januari</b> January	-	-	-	9	82	28	28
<b>Februari</b> February	-	1	2	8	26	7	25
<b>Mac</b> March	1	1	-	1	10	16	18
<b>April</b> April	-	1	3	4	15	13	31
<b>Mei</b> May	-	2	-	7	23	13	31
<b>Jun</b> June	-	-	3	2	6	7	15
<b>Julai</b> July	-	-	-	4	8	23	15
<b>Ogos</b> August	-	-	-	7	33	35	31
<b>September</b> September	1	-	-	5	28	17	54
<b>Oktober</b> October	-	-	-	22	101	90	130
<b>November</b> November	-	-	-	30	99	130	99
<b>Disember</b> December	-	-	2	44	16	50	47
<b>Jumlah</b> Total	<b>2</b>	<b>5</b>	<b>10</b>	<b>143</b>	<b>447</b>	<b>429</b>	<b>524</b>

Sumber: Bahagian Kawalan Kredit Komuniti  
Source: Community Credit Control Division

**Kemiskinan Bandar, 2014 - 2019**  
*Urban Poverty, 2014 - 2019*

Kategori <i>Category</i>	2014	2015	2016	2017	2018	2019
<b>Miskin Tegar</b> <i>Hardcore Poor</i>	30,709	38,315	32,745	26,722	29,793	22,189
<b>Miskin</b> <i>Poor</i>	73,739	86,058	82,244	81,472	76,645	81,450
<b>Mudah Miskin</b> <i>Vulnerable</i>	10,018	3,911	2,101	-	-	-
<b>Terkeluar</b> <i>Graduated</i>	161,965	166,475	190,581	209,447	239,291	272,936
<b>Jumlah</b> <i>Total</i>	<b>276,431</b>	<b>294,759</b>	<b>307,671</b>	<b>317,641</b>	<b>345,729</b>	<b>376,575</b>

Sumber: Bahagian Kesejahteraan Bandar  
*Source: Urban Wellbeing Division*

**Bilangan Peserta Program Azam Bandar Diluluskan, 2012 - 2019**  
*Number of Approved Program Azam Bandar Participants, 2012 - 2019*

Negeri State	2012	2013	2014	2015 <sup>*</sup>	2016 <sup>*</sup>	2017	2018	2019
Johor	227	38	110	118	97	60	50	70
Kedah	73	2	92	26	39	60	50	50
Kelantan	123	501	1,164	509	118	60	100	200
Melaka	15	36	110	128	44	66	50	80
Negeri Sembilan	68	84	119	107	82	25	50	70
Pahang	217	16	24	148	99	60	44	70
Perak	77	377	226	156	85	60	50	70
Perlis	37	13	127	73	70	30	50	50
Pulau Pinang	236	39	73	74	44	30	50	100
Sabah	-	-	107	100	354	-	-	-
Sarawak	-	-	165	-	-	-	-	-
Selangor	160	343	179	375	339	400	-	100
Terengganu	310	-	192	463	149	50	50	150
W.P. Kuala Lumpur	57	301	55	223	49	-	50	70
W.P. Labuan	-	-	-	-	38	-	-	-
W.P. Putrajaya	-	-	1	-	-	-	-	-
<b>Jumlah Total</b>	<b>1,600</b>	<b>1,750</b>	<b>2,744</b>	<b>2,500</b>	<b>1,607</b>	<b>901</b>	<b>594</b>	<b>1,080</b>

Nota/ Notes:

<sup>\*</sup> Dikemas kini oleh Bahagian Kesejahteraan Bandar  
*Revised by Urban Wellbeing Division*

Sumber: Bahagian Kesejahteraan Bandar  
*Source: Urban Wellbeing Division*

**Bilangan Peserta Kios Penjaja Bandar, 2011- 2019**  
*Number of Urban Hawker Kiosk Participants, 2011 - 2019*

Negeri State	2011	2012	2013	2014	2015	2016	2017	2018	2019*
Johor	25	-	32	26	10	6	-	-	-
Kedah	-	-	86	-	11	18	-	4	-
Kelantan	-	-	-	55	15	10	-	15	-
Melaka	-	-	6	7	7	7	-	-	-
Negeri Sembilan	10	15	15	13	6	-	-	2	-
Pahang	40	9	15	20	3	17	-	11	-
Perak	105	2	20	10	3	12	-	19	-
Perlis	-	19	-	-	-	-	-	7	-
Pulau Pinang	-	-	-	50	1	-	-	-	-
Sabah	-	100	30	-	36	31	-	30	-
Sarawak	15	15	45	5	21	11	-	7	-
Selangor	-	-	-	40	10	-	133	-	-
Terengganu	30	7	17	10	7	11	-	4	-
W.P. Kuala Lumpur	250	-	-	-	1	-	-	-	-
W.P. Labuan	50	-	-	-	-	-	-	-	-
W.P. Putrajaya	-	-	-	-	-	-	-	-	-
<b>Jumlah Total</b>	<b>525</b>	<b>167</b>	<b>266</b>	<b>236</b>	<b>131</b>	<b>123</b>	<b>133</b>	<b>99</b>	<b>-</b>

*Nota/ Notes:*

**\*Tiada Program Kios Penjaja Bandar dilaksanakan pada 2019.**  
*No Urban Hawker Kiosk Programme being implemented in 2019.*

**Sumber: Bahagian Kesejahteraan Bandar**  
*Source: Urban Wellbeing Division*

**Bilangan Penerima Program Bantuan Titipan Kasih, 2013 - 2019**  
*Number of Food Basket Programme Recipients, 2013 - 2019*

Negeri State	2013	2014	2015 <sup>†</sup>	2016 <sup>†</sup>	2017 <sup>†</sup>	2018	2019*
Johor	108	108	103	14	16	13	-
Kedah	10	10	10	14	15	9	-
Kelantan	707	707	911	487	489	798	-
Melaka	17	17	17	-	-	-	-
Negeri Sembilan	168	168	157	11	12	-	-
Pahang	21	21	27	27	26	56	-
Perak	80	80	86	13	13	3	-
Perlis	77	77	72	12	12	2	-
Pulau Pinang	81	81	85	50	51	92	-
Sabah	812	812	902	334	333	150	-
Sarawak	844	844	841	525	530	338	-
Selangor	126	126	136	265	265	201	-
Terengganu	7	7	11	8	8	6	-
W.P. Kuala Lumpur	142	142	141	28	34	187	-
W.P. Labuan	-	-	1	12	14	45	-
W.P. Putrajaya	-	-	-	-	-	-	-
<b>Jumlah Total</b>	<b>3,200</b>	<b>3,200</b>	<b>3,500</b>	<b>1,800</b>	<b>1,818</b>	<b>1,900</b>	-

Nota/ Notes:

<sup>†</sup> Dikemas kini oleh Bahagian Kesejahteraan Bandar

*Revised by Urban Wellbeing Division*

\*Tiada Program Titipan Kasih dijalankan pada 2019.

*No Food Basket Programme being implemented in 2019.*

Sumber: Bahagian Kesejahteraan Bandar

*Source: Urban Wellbeing Division*

**Bilangan Penerima yang Diluluskan bagi Program Bantuan Baik Pulih Rumah Daif di Bandar, 2016 - 2019**  
*Number of Approved Home Repair Aid Programmes Recipients, 2016 - 2019*

Negeri <i>State</i>	2016	2017	2018	2019
Johor	45	39	35	37
Kedah	112	77	114	186
Kelantan	344	126	196	82
Melaka	342	189	273	106
Negeri Sembilan	4	12	4	4
Pahang	149	72	74	78
Perak	166	90	106	90
Perlis	40	33	29	-
Pulau Pinang	37	3	15	12
Sabah	140	41	117	313
Sarawak	314	270	321	365
Selangor	254	761	140	1
Terengganu	224	87	96	179
W.P. Kuala Lumpur	5	3	-	-
W.P. Labuan	6	14	18	16
W.P. Putrajaya	-	-	-	-
<b>Jumlah</b> <i>Total</i>	<b>2,182</b>	<b>1,817</b>	<b>1,538</b>	<b>1,469</b>

Sumber: Bahagian Kesejahteraan Bandar  
 Source: Urban Wellbeing Division

**Program Penyelenggaraan Perumahan Awam, 2017 - 2019**  
Public Housing Maintenance Program, 2017 - 2018

Negeri State	2017		2018		2019	
	Bilangan Projek Number Of Projects	Perbelanjaan (RM) Expenditure (RM)	Bilangan Projek Number Of Projects	Perbelanjaan (RM) Expenditure (RM)	Bilangan Projek Number Of Projects	Perbelanjaan (RM) Expenditure (RM)
Johor	2	-	2	239,257	1	424,182
Kedah	3	597,415	2	2,682,574	2	1,430,529
Kelantan	-	-	-	-	-	-
Melaka	11	2,602,050	9	3,104,268	3	232,055
Negeri Sembilan	1	-	-	-	-	-
Pahang	5	222,550	3	4,153,596	1	139,200
Perak	3	16,369	2	1,528,812	1	109,938
Perlis	1	439,264	-	-	-	-
Pulau Pinang	-	-	1	444,241	-	-
Sabah	15	499,250	19	4,133,805	7	3,318,810
Sarawak	4	780,913	1	930,071	1	233,731
Selangor	7	12,131,861	5	16,041,800	3	265,440
Terengganu	9	1,048,221	3	4,687,891	3	321,700
W.P. Kuala Lumpur	-	-	2	476,100	2	409,250
W.P. Labuan	-	-	-	-	-	-
W.P. Putrajaya	-	-	-	-	-	-
<b>Jumlah Total</b>	<b>61</b>	<b>18,337,893</b>	<b>49</b>	<b>38,422,415</b>	<b>24</b>	<b>6,884,835</b>

Sumber: Bahagian Perkhidmatan Perbandaran  
Source: Urban Services Division

**Tabung Penyelenggaraan Perumahan Swasta, 2017 - 2019**  
*Private Housing Maintenance Fund, 2017 - 2019*

Negeri <i>State</i>	2017		2018		2019	
	Bilangan Projek <i>Number Of Projects</i>	Perbelanjaan (RM) <i>Expenditure (RM)</i>	Bilangan Projek <i>Number Of Projects</i>	Perbelanjaan (RM) <i>Expenditure (RM)</i>	Bilangan Projek <i>Number Of Projects</i>	Perbelanjaan (RM) <i>Expenditure (RM)</i>
Johor	63	3,465,428	53	17,520,483	21	10,181,827
Kedah	1	-	1	-	-	-
Kelantan	-	-	-	-	-	-
Melaka	1	301,880	-	-	-	-
Negeri Sembilan	3	-	3	1,133,999	-	-
Pahang	16	1,173,523	12	2,998,482	-	-
Perak	2	100,719	-	-	-	-
Perlis	-	-	-	-	-	-
Pulau Pinang	7	287,811	6	1,463,171	-	-
Sabah	6	-	3	-	3	1,410,140
Sarawak	-	-	-	-	-	-
Selangor	163	27,112,531	62	37,996,250	30	32,427,833
Terengganu	6	1,491,432	-	-	-	-
W.P. Kuala Lumpur	6	2,943,061	6	1,968,682	4	73,846
W.P. Labuan	1	88,989	-	-	-	-
W.P. Putrajaya	2	376,751	-	-	-	-
<b>Jumlah</b> <i>Total</i>	<b>277</b>	<b>37,342,127</b>	<b>146</b>	<b>63,081,067</b>	<b>58</b>	<b>44,093,646</b>

Sumber: Bahagian Perkhidmatan Perbandaran  
 Source: Urban Services Division





**KEMENTERIAN PERUMAHAN DAN KERAJAAN TEMPATAN**

*MINISTRY OF HOUSING AND LOCAL GOVERNMENT*

NO. 51, PERSIARAN PERDANA,  
PRESINT 4, 62100 PUTRAJAYA

TEL : 603-8000 8000  
FAKS : 603-8891 3182  
PORTAL : [www.kpkt.gov.my](http://www.kpkt.gov.my)